



CPKC



Genesee & Wyoming



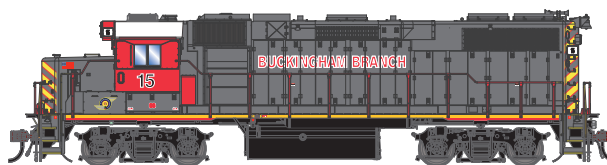
Santa Fe- Kodachrome



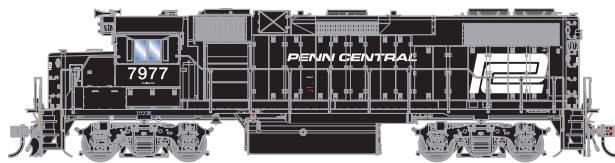
Santa Fe - Yellow Bonnet



Louisville & Nashville



Buckingham Branch



Penn Central

Want to learn more about these new models, what road numbers we are offering and some prototype information? Scan the QR code with your smart device.



Pictures shown are for illustration purpose only and may not be an exact representation of the product. Actual product may vary due to product enhancement.

\$224.99 w/o SOUND | \$324.99 w/ Tsunami² SOUND

*Items listed are subject to cancellation if pre-order minimum production quantities are not met.

These items are subject to Horizon's MAP policy

Orders Due: 03.28.25

ETA: OCTOBER 2026

Athearn

CLICK

fastserve.horizonhobby.com
Athearn.com

CALL

1.800.535.5551

CPKC



Era: 2024+

GP38-2, CPKC #4412

without Sound
ATHG-2369

with Sound
ATHG-2381

CPKC FEATURES:

- Ex-SOO
- Mid-production body with corrugated grilles and standard fans
- Lit number boards
- 3600 gallon fuel tank
- Stratolite beacon (Effect in DCC)
- Blomberg M trucks
- 3-chime horn
- Flush standard exhaust stacks

CPKC 4412 is one of the first units that has been repainted into the new Canadian Pacific Kansas City Limited paint scheme. It was built by EMD in October 1976 for Soo Line and retained its original number when it became part of the CP Rail system.

“Canadian Pacific Kansas City Limited, doing business as CPKC (known as Canadian Pacific Railway Limited until 2023), is a Canadian railway holding company. Through its primary operating railroad subsidiaries, Canadian Pacific Railway (CP) and Kansas City Southern Railway (KCS), it operates about 32,000 kilometres (20,000 mi) of rail in Canada, Mexico, and the United States, and is the only single-line rail corporation ever to connect the three countries.” Wikimedia Foundation. (2025, January 19). Canadian Pacific Kansas City. Wikipedia. https://en.wikipedia.org/wiki/Canadian_Pacific_Kansas_City

So far as of January 2025, only two EMD road switcher units have been painted in the new scheme, but more are to follow.

\$224.99 w/o SOUND | \$324.99 w/ Tsunami² SOUND

*Items listed are subject to cancellation if pre-order minimum production quantities are not met.

These items are subject to Horizon's MAP policy

Orders Due: 03.28.25

ETA: OCTOBER 2026

CLICK

fastserve.horizonhobby.com
Athearn.com

CALL

1.800.535.5551

Genesee & Wyoming



GP38-2, OHCR #2014

without Sound
ATHG-2370

with Sound
ATHG-2382

OHCR FEATURES:

- Front and rear ditch lights
- 3-chime horn on bracket
- Narrow-spaced radiator fans
- Non-Dynamic
- Early Phase 1 body with chicken wire grilles

Era: 2024+

The Ohio Central is a part of the Genesee & Wyoming family and # 2014 is one of the first units to wear G&W's new anniversary paint scheme. It was built by EMD in 1973 for the Atlanta & St. Andrews Bay RR.

\$224.99 w/o SOUND | \$324.99 w/ Tsunami² SOUND

†Items listed are subject to cancellation if pre-order minimum production quantities are not met.

These items are subject to Horizon's MAP policy

Orders Due: 03.28.25

ETA: OCTOBER 2026

Athearn

CLICK fastserve.horizonhobby.com
athearn.com

CALL 1.800.535.5551

Santa Fe - Kodachrome



Era: 1980s+

Era: 1980s+

GP38-2, ATSF #2371
GP38-2, ATSF #2372

without Sound	with Sound
ATHG-2371	ATHG-2383
ATHG-2372	ATHG-2384

- ATSF FEATURES:**
- Ex-TP&W
 - Leslie 3-chime horn
 - Phase-2 body with corrugated radiator grills
 - Closely-spaced radiator fans
 - Non-Dynamic

These two ATSF GP38-2's were originally purchased by the Toledo, Peoria & Western from EMD in May 1977 in a group of 11 units. When they joined the Santa Fe fleet they were initially numbered in the 3561-series. Within a year or so they were renumbered into the 2370-series, 6 of which received the ill-fated "Kodachrome" SPSF paint scheme.

\$224.99 w/o SOUND | \$324.99 w/ Tsunami² SOUND

†Items listed are subject to cancellation if pre-order minimum production quantities are not met.

These items are subject to Horizon's MAP policy

Orders Due: 03.28.25
ETA: OCTOBER 2026



CLICK fastserve.horizonhobby.com
Athearn.com
CALL 1.800.535.5551

Santa Fe - Yellow Bonnet



GP38-2, ATSF #2377

without Sound
ATHG-2373

with Sound
ATHG-2385

ATSF FEATURES:

- Ex-TP&W
- Leslie 3-chime horn
- Phase-2 body with corrugated radiator grills
- Closely-spaced radiator fans
- Non-Dynamic

Era: 1980s+

ATSF GP38-2 #2377 was originally purchased by the Toledo, Peoria & Western from EMD in May 1977 in a group of 11 units. When it joined the Santa Fe fleet it was initially numbered 3568 in the 3561-series. Within a year or so they were renumbered into the 2370-series.

\$224.99 w/o SOUND | \$324.99 w/ Tsunami² SOUND

†Items listed are subject to cancellation if pre-order minimum production quantities are not met.

These items are subject to Horizon's MAP policy


Orders Due: 03.28.25

ETA: OCTOBER 2026



CLICK fastserve.horizonhobby.com
athearn.com
CALL 1.800.535.5551

Buckingham Branch



Era: 2024+

Era: 2024+

GP38-2, BB #15
GP38-2, BB #17

without Sound	with Sound
ATHG-2374	ATHG-2386
ATHG-2375	ATHG-2387

BB FEATURES:

- Ex-NS & Southern
- 5-chime horn mounted on the rear
- Ph. Ia. body w/ Chicken wire Radiator Grills
- Closely-spaced radiator fans
- Front and rear ditch lights
- Dynamic brakes

These two 1973-built GP38-2's began life as high hood units for the Southern Ry and then became part of the Norfolk Southern fleet. Buckingham Branch bought them and converted them to low-hood units.

\$224.99 w/o SOUND | \$324.99 w/ Tsunami² SOUND

[†]Items listed are subject to cancellation if pre-order minimum production quantities are not met.

These items are subject to Horizon's MAP policy

Orders Due: 03.28.25


ETA: OCTOBER 2026

Athearn


CLICK fastserve.horizonhobby.com
Athearn.com

CALL 1.800.535.5551


Family Lines System - Louisville & Nashville



Era: Mid 1970s - Mid 1980s



Era: Mid 1970s - Mid 1980s



Era: Mid 1970s - Mid 1980s

GP38-2, LN #4051
 GP38-2, LN #4056
 GP38-2, LN #4086

without Sound	with Sound
ATHG-2376	ATHG-2388
ATHG-2377	ATHG-2389
ATHG-2378	ATHG-2390

BB FEATURES:

- Nathan P3 horn
- Dynamic Brakes
- Upper Gyalight in number board housing (Functions in DCC only)

These 3 GP38-2's were built for the Louisville & Nashville by EMD in 1972 for general freight service. The L&N would become part of the Family Lines System during the 1970's and these models represent their appearance during their time working for that system.

ROAD NUMBER SPECIFIC FEATURES:

- #4051 Ph. 1 body with chicken wire radiator grilles and closely spaced radiator fans
- #4056 Ph. 1 body with chicken wire radiator grilles and closely spaced radiator fans
- #4086 Ph. 1a. body with chicken wire radiator grilles widely spaced radiator fans, pilot stripes

\$224.99 w/o SOUND | \$324.99 w/ Tsunami² SOUND

*Items listed are subject to cancellation if pre-order minimum production quantities are not met.

These items are subject to Horizon's MAP policy


Orders Due: 03.28.25

ETA: OCTOBER 2026



CLICK fastserve.horizonhobby.com
Athearn.com
CALL 1.800.535.5551

Penn Central



GP38-2, PC #7977
GP38-2, PC #8007

without Sound **with Sound**
ATHG-2379 ATHG-2391
ATHG-2380 ATHG-2392

- PC FEATURES:**
- Leslie 3-chime horn
 - Ph. Ia. body with Chicken wire Radiator Grilles
 - Closely-spaced radiator fans
 - Front and rear snow plows
 - Dynamic Brakes

Era: 1970s+

In the summer of 1972 Penn Central began assembling its fleet of 223 GP38-2's with the delivery of #'s 7940-8039. This fleet of units was used system-wide in virtually every type of freight service and would go on to serve as an important part of Conrail's locomotive fleet.

\$224.99 w/o SOUND | \$324.99 w/ Tsunami² SOUND

†Items listed are subject to cancellation if pre-order minimum production quantities are not met.

These items are subject to Horizon's MAP policy

Orders Due: 03.28.25
ETA: OCTOBER 2026



CLICK fastserve.horizonhobby.com
Athearn.com
CALL 1.800.535.5551

All Road Names

SOUND-EQUIPPED MODELS ALSO FEATURE

- Onboard DCC decoder with SoundTraxx Tsunami2 sound
- Dual cube speakers for optimal sound quality
- Sound units operate in both DC and DCC
- Full DCC functions available when operated in DCC mode
- All functions NMRA compatible in DCC mode
- Precision slow speed control
- Program a multiple unit (MU) lashup with lead unit only horn, bell, and lights
- Many functions can be altered via Configuration Value (CV) changes
- CV chart included in the box

PROTOTYPE SPECIFIC INFORMATION

By the early 1970s, many first generation diesels were reaching the end of their service lives. The most common replacement locomotive became the GP38-2. EMD began production of the 16-cylinder, non-turbocharged, 2000 horsepower engine in 1972. Unlike the GP38's engine, which drove a generator to supply power to the traction motors, the GP38-2s prime mover drove an alternator which produced AC electrical current that was rectified to DC to power the four traction motors. Another major change for the GP38-2 was the introduction of the "dash 2" modular electrical cabinet. For more than 40 years, the GP38-2 has worked main line freights, locals, switching jobs, yard service, helpers, snow fighting trains, and hump power. Many remain in service today.

GP38-2 SERIES LOCOMOTIVE NEW FEATURES:

- Operating Class Lights (Where equipped based on prototype)
- Operating Number boards (Where equipped based on prototype)

GENESIS DIESEL LOCOMOTIVE FEATURES:

- Coupler cut levers
- Trainline hose
- Full cab interior
- Windshield wipers
- Wire grab irons
- DCC-ready features Quick Plug™ plug-and-play technology with 21-pin NEM connector
- Fine-scale Celcon handrails for scale appearance
- Detailed fuel tank with fuel fillers, fuel gauges, & breather pipes
- Body-mounted McHenry® operating scale knuckle couplers
- Genesis driveline with 5-pole skew wound motor, precision machined flywheels, and multi-link drivetrain for trouble free operation
- All-wheel drive with precision gears for smooth and quiet operation
- All-wheel electrical pickup provides reliable current flow
- Wheels with RP25 contours operate on all popular brands of track
- LED Lighting for trouble free operation
- Heavy die-cast frame for greater traction and more pulling power
- Scaled from prototype resources including drawings, field measurements, photographs, and more
- Accurately-painted and -printed paint schemes
- Packaging securely holds the model for safe storage
- Minimum radius: 18"
- MU hoses
- See-through cab windows
- Walkway tread
- Lift rings
- Sander lines



\$224.99 w/o SOUND | \$324.99 w/ Tsunami² SOUND

*Items listed are subject to cancellation if pre-order minimum production quantities are not met.

These items are subject to Horizon's MAP policy

Orders Due: 03.28.25

ETA: OCTOBER 2026



 **CLICK** fastserve.horizonhobby.com
Athearn.com
 **CALL** 1.800.535.5551