





Announced: 4-21-09
Orders Due: 5-15-09
 ETA: October 2009

50' Flat with 2-28' Trailer




Era: 1940s - 1960s

- Fully assembled
- Razor-sharp printing and painting
- McHenry® scale knuckle spring couplers
- Perfect for small home layouts
- RP25 profile machined 33" metal wheel sets
- Weighted for optimum performance



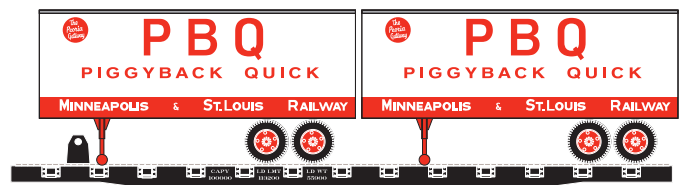
- ___ 96351 Santa Fe #1 \$24.98
- ___ 96352 Santa Fe #2 \$24.98



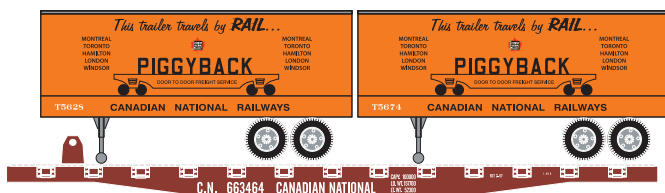
- ___ 96357 Great Northern #1 \$24.98
- ___ 96358 Great Northern #2 \$24.98




- ___ 96353 Chicago & North Western #1 \$24.98*
- ___ 96354 Chicago & North Western #2 \$24.98*



- ___ 96359 M&StL/PBQ #1 \$24.98
- ___ 96360 M&StL/PBQ #2 \$24.98



- ___ 96355 Canadian National #1 \$24.98
- ___ 96356 Canadian National #2 \$24.98



- ___ 96361 Southern Pacific #1 \$24.98*
- ___ 96362 Southern Pacific #2 \$24.98*

Athearn Trains • 1550 Glenn Curtiss Street • Carson, CA • 90746
 310-763-7140 • fax 310-763-7449 • www.athearn.com