






Norfolk Southern



Era: 2012+



Era: 2012+



Era: 2012+

SD60E, NS #6908
SD60E, NS #6913
SD60E, NS #6915

without Sound	with Sound
ATHG65190	ATHG65290
ATHG65191	ATHG65291
ATHG65192	ATHG65292

NS FEATURES:

- Oval cab windows
- Sinclair antennas on roof
- 4,000 Gallon Fuel Tank
- Forward-placed air reservoirs
- Rearward-placed air dryer

The SD60E rebuild program was started in 2010 by NS, using old SD60 units as cores. The earlier units in the rebuild program had oval cab windows and were not equipped with PTC antennas, as depicted by these versions.

ROAD NUMBER SPECIFIC FEATURES:

- #6913 Nathan K5HR-24 horn
- #6908 Nathan K5LA horn
- #6915 Nathan K5LA horn

\$269.99 w/o SOUND | \$369.99 w/ Tsunami² SOUND

These items are subject to Horizon's MAP policy

Orders Due: 04.28.23

ETA: AUGUST 2024




VISIT Your Local Retailer
CLICK Athearn.com
CALL 1.800.338.4639


Norfolk Southern




Era: 2012+



Era: 2013+



Era: 2014+



Era: 2014+

SD60E, NS #6920
SD60E, NS #6986
SD60E, NS #7000
SD60E, NS #7002

without Sound	with Sound
ATHG65193	ATHG65293
ATHG65194	ATHG65294
ATHG65195	ATHG65295
ATHG65196	ATHG65296

NS FEATURES:

- Rectangular cab windows
- Forward-placed air reservoirs
- PTC roof array
- Forward-placed air dryer

Later NS rebuilds featured rectangular cab windows and full PTC arrays on the roof. Fuel tank sizes varied on the rebuild from 3900 gallons up to 4800 gallons.

ROAD NUMBER SPECIFIC FEATURES:

- **#6920** Veterans paint, Leslie RS5T horn
- **#6986** 4,500 gallon fuel tank, walkway guard with rectangular cut-outs
- **#7000** 4,500 gallon fuel tank, walkway guard with NS Horsehead cut-outs
- **#7002** 3,900 gallon fuel tank, walkway guard with NS Horsehead cut-outs

\$269.99 w/o SOUND | \$369.99 w/ Tsunami² SOUND

These items are subject to Horizon's MAP policy

Orders Due: 04.28.23

ETA: AUGUST 2024





VISIT Your Local Retailer
CLICK Athearn.com
CALL 1.800.338.4639


Norfolk Southern



Era: 2014+ Alternate History



Era: 2014+ Alternate History



Era: 2014+ Alternate History

SD60E, NS #7036
SD60E, NS #7037
SD60E, NS #7038

without Sound	with Sound
ATHG65197	ATHG65297
ATHG65198	ATHG65298
ATHG65199	ATHG65299

NS FEATURES:

- Rectangular cab windows
- Forward-placed air reservoirs
- 4500 gallon fuel tank
- Walkway guard with NS Horsehead cut-outs
- PTC roof array
- Forward-placed air dryer

When NS unveiled a series of 20 heritage units in 2012, painted in faithful renditions of their predecessor roads, the railfan community rejoiced. However, many of the subject roads featured more than one famous paint scheme, such as CNJ's brilliant red "Coast Guard" scheme, NW's distinctive metallic maroon scheme, or Monon's classy gold-and black freight F units. Athearn has honored these Legendary paint schemes by incorporating them onto our SD60E model with NS-compatible road numbers, so they'll look right at home on your modern layout!

\$269.99 w/o SOUND | \$369.99 w/ Tsunami² SOUND

These items are subject to Horizon's MAP policy

Orders Due: 04.28.23

ETA: AUGUST 2024



VISIT Your Local Retailer
CLICK Athearn.com
CALL 1.800.338.4639

SOUND-EQUIPPED MODELS ALSO FEATURE

- Onboard DCC decoder with SoundTraxx Tsunami2 sound
- Dual cube speakers for optimal sound quality
- Sound units operate in both DC and DCC
- Full DCC functions available when operated in DCC mode
- Engine, horn, and bell sounds work in DC
- All functions NMRA compatible in DCC mode
- Precision slow speed control
- Program a multiple unit (MU) lashup with lead unit only horn, bell, and lights
- Many functions can be altered via Configuration Value (CV) changes
- CV chart included in the box



LEGENDARY LIVERIES

What are Legendary Liveries? An Athearn exclusive, they are the ultimate answer to "What if?" Featuring some of the most popular railroad paint schemes of all time, these models are perfect for collecting, proto-freelancing, or just plain fun! Whether company proposed paint schemes, canceled locomotive orders, or alternate takes on history, Legendary Liveries are fun and unique additions to any roster. Enjoy these items, and answer the ultimate railroad question of: "What if?"

PROTOTYPE AND BACKGROUND INFO:

In 1984, EMD unveiled the first four SD60 demonstrator locomotives. The SD60 was equipped with a 3,800 horsepower, 16 cylinder, turbocharged 710G3A. Beginning in early 2010, NS SD60 #6653 entered the Juniata shops in Altoona, PA as what would be the first of 240 planned units of the SD60E Capital Rebuild Program for Norfolk Southern. Following in August the same year, SD60s #6567 & #6576 were retired and destined for the SD60E program that was planned to continue through 2019. Mechanically, the original prime mover, a 16-cylinder 710G3, remained but was thoroughly rebuilt to 710G3B specs and rerated to 4,000 horsepower. The original shaft-driven air compressor was replaced with a new motor-driven compressor. All-new electrical cabinets and wiring coupled with EMD's EM2000 microprocessor controls was installed, along with D99BTR traction motors. A new split-cooling system helps the SD60E meet Tier 0+ emission requirements and reduce fuel consumption by an estimated 5% as compared to an older SD60 model. The SD60E's tractive effort is rated at 109,000 pounds while an un-rebuilt SD60 is rated at 96,320-100,000 pounds.

Externally while most of the SD60's carbody remained intact, the program included the installation of a completely new cab, offering crews better crash protection. The original SD60 cab weighs 3,800 pounds compared to 12,500 pounds for the new cab. A more spacious work environment is available with the new cab of the SD60E. This cab was designed by NS with input from outside consultants and train crews. Fabricated by Curry Railroad Supply, a local vendor, it looks unlike anything else on U.S. rails with its pronounced numberboard/headlight housing and flat front with a centered cab door.

The first unit was finally released for service on November 15, 2010, carrying road number 6900. In March 2011, 6901 was released, followed by 6902 in June of that year. These three units gave NS mechanical personnel valuable feedback as the units toured the system, enduring "real life" testing.

In March 2012, the fourth SD60E emerged from Juniata as one of the 12 units initially funded for the program. But the pace of the remanufacturing process picked up as initial teething problems were addressed. The units soon met the carrier's expectations and began entering revenue service on a regular basis.

Diesel Era Vol. 25 #5 Sept/Oct 2014

SD60E SERIES LOCOMOTIVE FEATURES:

- Coupler cut levers with loops
- MU stands
- Windshield wipers
- Wire grab irons
- Sunshades
- Rounded or rectangular cab windows per prototype
- Clear or tinted cab windows as appropriate
- Anti-glare panel painted on the nose
- Lit numberboards
- Lit ground lights above front trucks
- Illuminated deck mounted ditchlights front and rear
- Long hood mounted Nathan 5-chime air horn
- Step wells with separately-applied individual see-through photo-etch steps
- See-through radiator fans
- Underframe mounted E-bell
- HTC trucks with Timken bearings
- See-through cab windows
- Detailed and painted cab interior
- Fine-scale Celcon handrails for scale appearance
- McHenry® scale knuckle couplers - Kadee® compatible
- DCC-ready features Quick Plug™ plug-and-play technology with 21-pin connector
- Scaled from prototype resources including drawings, field measurements, photographs, and more
- Genesis driveline with 5-pole skew wound motor, precision machined flywheels, and multi-link drivetrain
- All-wheel drive with precision gears for smooth & quiet operation
- All-wheel electrical pickup provides reliable current flow
- Wheels with RP25 contours operate on all popular brands of track
- LED Lighting for realistic appearance
- Bidirectional constant lighting so headlight brightness remains constant
- Heavy die-cast frame for greater traction and more pulling power
- Minimum radius: 18" Recommended radius 22"
- Flexible Trainline and MU hoses
- Walkway safety tread
- Lift rings
- Sanding lines
- Anticlimbers

\$269.99 w/o SOUND | \$369.99 w/ Tsunami2 SOUND

These items are subject to Horizon's MAP policy

Orders Due: 04.28.23

ETA: AUGUST 2024



VISIT Your Local Retailer
 CLICK Athearn.com
 CALL 1.800.338.4639