




# 53' GSC Flat Car with Bulkhead

N

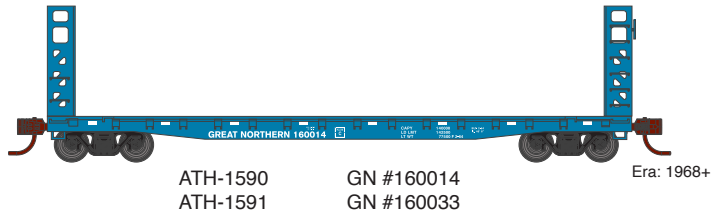
## Norfolk Southern



ATH-1588 NS #113966  
ATH-1589 NS #113972

Era: 1985+

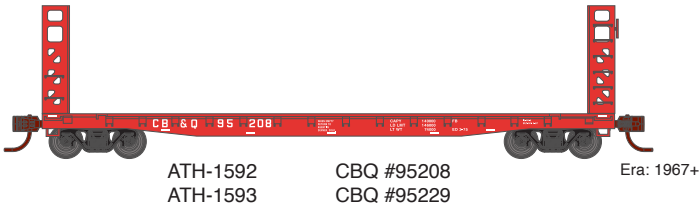
## Great Northern



ATH-1590 GN #160014  
ATH-1591 GN #160033

Era: 1968+

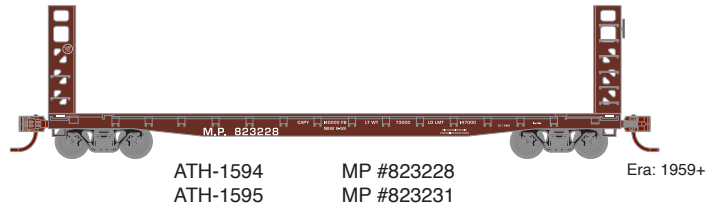
## Chicago Burlington & Quincy



ATH-1592 CBQ #95208  
ATH-1593 CBQ #95229

Era: 1967+

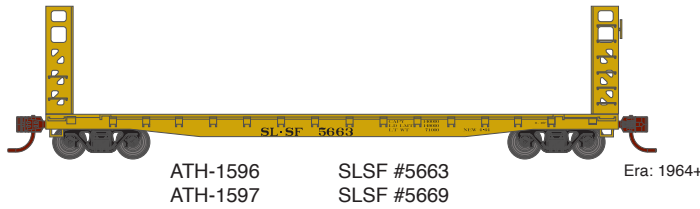
## Missouri Pacific\*



ATH-1594 MP #823228  
ATH-1595 MP #823231

Era: 1959+

## St. Louis-San Francisco



ATH-1596 SLSF #5663  
ATH-1597 SLSF #5669

Era: 1964+

## 53' GSC Flat Car without Bulkhead

### Trailer Train



ATH-1598 DTTX #110084  
ATH-1599 DTTX #110087

Era: 1973+

### Burlington Northern Santa Fe



ATH-1600 BNSF #576684  
ATH-1601 BNSF #576687

Era: 1996+

#### MODEL FEATURES:

- Separately applied brake wheel
- Body-mounted McHenry® knuckle spring couplers installed
- Screw mounted trucks for accurate tracking
- 50-ton Bettendorf or 70-ton Roller Bearing trucks with 33" wheels per prototype
- Operates on Code 55 and 80 rail
- Weighted for optimum performance
- Packed in a jewel box for great display and storage opportunities
- Razor sharp painting and printing
- Fully assembled and ready for your layout
- Minimum radius: 9 3/4"

**\$31.99 INDIVIDUAL**

Orders Due: 11.24.23  
ETA: MARCH 2025



**VISIT** Your Local Retailer  
**CLICK** [Athearn.com](http://Athearn.com)  
**CALL** 1.800.338.4639

\* Union Pacific Licensed Product