
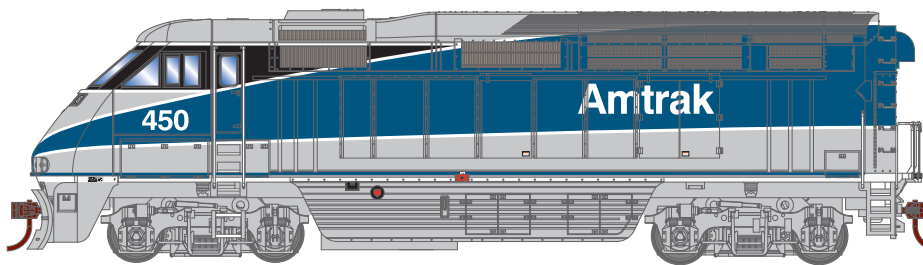





HO

# EMD F59PHI Diesel Locomotive

## Amtrak® - Surfliner



Era: 1999+



Era: 2010-2011



Amtrak and the Amtrak logos are registered service marks of the National Railroad Passenger Corporation and are used under license.

**DCC Ready**

AMTK #450 ATH64848  
AMTK #457 ATH64849

**with Sound**

ATH64948  
ATH64949

Amtrak 450-464 were earmarked for service in California between San Luis Obispo and San Diego, on the route of the former San Diegans, now known as the Pacific Surfliner.

## Amtrak® - California



Era: 2014+



Amtrak and the Amtrak logos are registered service marks of the National Railroad Passenger Corporation and are used under license.

**DCC Ready**

CDTX #2001 ATH64850  
CDTX #2013 ATH64851

**with Sound**

ATH64950  
ATH64951

CDTX (California Department of Transportation) owns a fleet of F59PHIs which still see regular use on the Capitol Corridor and San Joaquin trains.

**\$189.99 w/o SOUND | \$259.99 w/ Econami™ SOUND**

Orders Due: 04.28.23  
ETA: AUGUST 2024




VISIT Your Local Retailer  
 CLICK Athearn.com  
 CALL 1.800.338.4639



# EMD F59PHI Diesel Locomotive

HO

## Sounder



|           |                  |                   |
|-----------|------------------|-------------------|
|           | <b>DCC Ready</b> | <b>with Sound</b> |
| SDRX #901 | ATH64852         | ATH64952          |
| SDRX #907 | ATH64853         | ATH64953          |

Era: 2016+

Sound Transit, named after Washington's Puget Sound region, operates 11 F59PHI locomotives in commuter service as part of its Sounder commuter rail line. Service began in September of 2000. Trains consist of Bombardier Bi-Level coaches and cab cars. Many of these units were repainted in the mid-2010s; this month's offering reflects this new design. All of the F59PHIs have since been rebuilt to EPA Tier III specifications.

## New Mexico Railrunner




|           |                  |                   |
|-----------|------------------|-------------------|
|           | <b>DCC Ready</b> | <b>with Sound</b> |
| NMRX #106 | ATH64854         | ATH64954          |
| NMRX #107 | ATH64855         | ATH64955          |

Era: 2006+

New Mexico Rail Runner operates a 96.5 mile route from Belen to Santa Fe, New Mexico, with 15 active stations. Trains operate in a push-pull configuration; the locos always face south. Motive power for the line constitutes nine MPI MP36PH-3C diesel locos; we are offering our F59PHI loco as a representation of these models.

## Utah FrontRunner



|          |                  |                   |
|----------|------------------|-------------------|
|          | <b>DCC Ready</b> | <b>with Sound</b> |
| UTAX #15 | ATH64856         | ATH64956          |
| UTAX #19 | ATH64857         | ATH64957          |

Era: 2007+

Utah FrontRunner, operating from Ogden to Provo, is so named because it runs along the length of the famous Wasatch Front. The road operates using MPI MP36PH-3C locos; we are offering our F59PHI loco as a representation of these models.

**\$189.99 w/o SOUND | \$259.99 w/ Econami™ SOUND**

Orders Due: 04.28.23  
ETA: AUGUST 2024



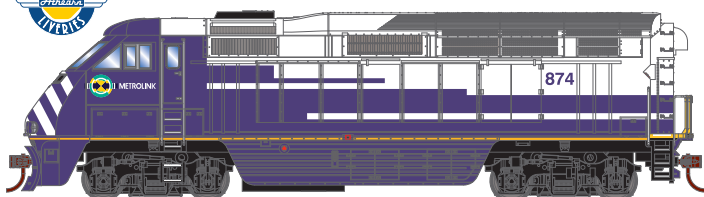
**VISIT** Your Local Retailer  
 **CLICK** [Athearn.com](http://Athearn.com)  
 **CALL** 1.800.338.4639



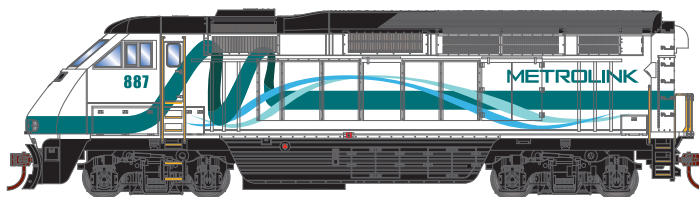
# EMD F59PHI Diesel Locomotive

HO

## Metrolink



Era: 1994+



Era: 1994+

|           |                  |                   |
|-----------|------------------|-------------------|
|           | <b>DCC Ready</b> | <b>with Sound</b> |
| SCAX #874 | ATH64858         | ATH64958          |
| SCAX #887 | ATH64859         | ATH64959          |

Founded as the Southern California Regional Rail Authority, Metrolink serves the southern area of California with eight different lines. The fleet consists of 52 locomotives, 260 rail cars, and three DMUs. The service owns hundreds of miles of its own track, much of which was purchased from other railroads in the area. EMD F59PHIs served on Metrolink from 1994 until the late 2010s. Included in this month's release is an alternate history presentation of Metrolink's F59PHI where the railroad's launch livery stuck around for a couple years longer.

## All Road Names

### PROTOTYPE SPECIFIC INFORMATION

The EMD F59PHI is a high speed locomotive produced by Electro-Motive Division (EMD) from 1994 to 2001. It features an isolated cab, lightweight body, and a streamlined shape, features that were absent on the original commuter F59PH.

First built for the California Department of Transportation (CDOT), the F59PHI has seen service in all four corners of America, (Mostly seen in California) as well as in the Pacific Northwest/Montreal area in Canada, and most recently Chicago's METRA Railroad.

CDOT wanted a locomotive that was both reliable and attractive. They approached EMD, who responded with the lightweight, high-speed F59PHI locomotive. Soon after, more orders arrived. Amtrak ordered 21 of these locomotives for their Pacific Surfliner service (separate from Amtrak California).

The F59PHI was produced until 2001. It was taken off of EMD's lineup because it wasn't able to meet the EPA Tier 1 regulations.

Some of Amtrak California's F59PHI's have been rebuilt by EMD, these are ECO repowers.



### LEGENDARY LIVERIES

What are Legendary Liveries? An Athearn exclusive, they are the ultimate answer to "What if?" Featuring some of the most popular railroad paint schemes of all time, these models are perfect for collecting, proto-freelancing, or just plain fun! Whether company proposed paint schemes, canceled locomotive orders, or alternate takes on history, Legendary Liveries are fun and unique additions to any roster. Enjoy these items, and answer the ultimate railroad question of: "What if?"

### F59PHI LOCOMOTIVE FEATURES:

- LED Lighting for realistic appearance
- DCC-ready features Quick Plug™ plug-and-play technology with 21-pin NEM connector
- See through window glazings and radiator fans
- See-through dynamic brake fans if applicable
- Separately-applied horn and wire grab irons
- Separately applied Celcon scale handrails on rear pilot
- Snowplow
- McHenry® operating scale knuckle couplers
- All-wheel drive with precision gears for smooth and quiet operation
- Heavy die-cast frame for greater traction and pulling power
- All-wheel electrical pickup provides reliable current flow
- 5-pole skew wound motor with precision-machined flywheels and multi-link drive train for optimal operation
- Wheels with RP25 contours operate on all popular brands of track
- Painted and printed for realistic decoration
- Fully-assembled and ready-to-run out of the box
- Highly detailed, injection molded body
- Multiple road numbers
- Minimum radius: 18"



### SOUND-EQUIPPED MODELS ALSO FEATURE

- Onboard Econami Sound by SoundTraxx
- Sound units operate in both DC and DCC
- Full DCC functions available when operated in DCC mode
- Engine, horn, and bell sounds work in DC
- All functions NMRA compatible in DCC mode
- Excellent Slow speed control
- Effect lighting (if applicable) using F5 and/or F6
- Program a multiple unit (MU) lashup with lead unit only horn, bell, and lights
- Many functions can be altered via Configuration Value (CV) changes

**\$189.99 w/o SOUND | \$259.99 w/ Econami™ SOUND**

Orders Due: 04.28.23  
ETA: AUGUST 2024



VISIT Your Local Retailer  
 CLICK Athearn.com  
 CALL 1.800.338.4639