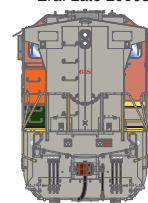
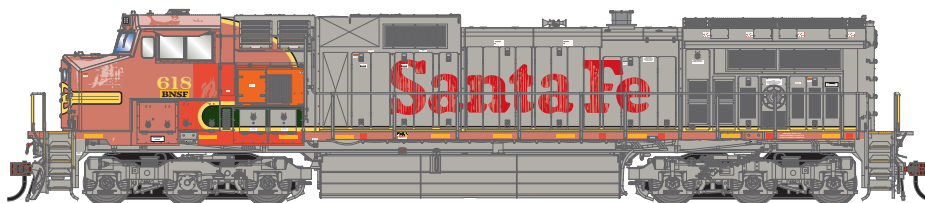

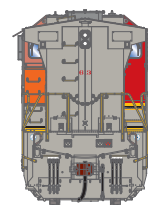
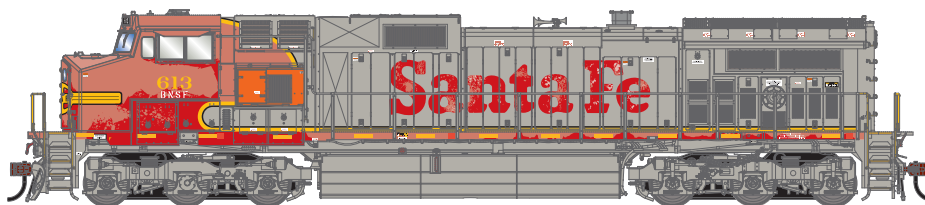

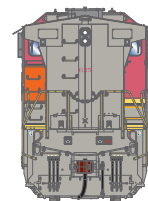

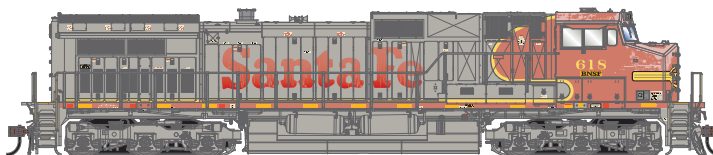


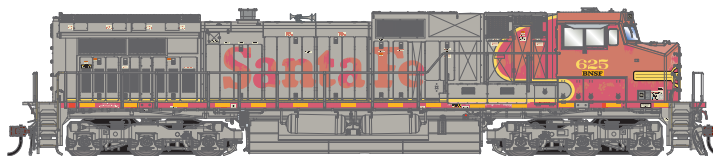
BNSF Railway



Era: Late 2000s+



Era: Late 2000s+



Era: Late 2000s+

Dash 9-44CW, BNSF #613
Dash 9-44CW, BNSF #618
Dash 9-44CW, BNSF #625

| without Sound | with Sound |
|---------------|------------|
| ATHG-2751 | ATHG-2766 |
| ATHG-2752 | ATHG-2767 |
| ATHG-2753 | ATHG-2768 |

BNSF FEATURES:

- Former ATSF
- Individual decoration and colors applied to match each road number

Starting in 1995, many former ATSF Dash 9s were patched with BNSF reporting marks instead of being fully repainted. According to heritageunits.com, many of them remain in service as of 2025. Railfans are often on the lookout for these "pink bonnets" due to their unique aged appearance.

PRIMED FOR GRIME \$279.99 w/o SOUND | \$379.99 w/ Tsunami2 SOUND

*Items listed are subject to cancellation if pre-order minimum production quantities are not met.

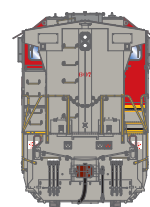

These items are subject to Horizon's MAP policy

VISIT Your Local Retailer

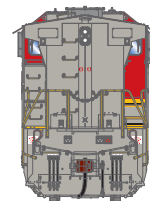

CLICK Athearn.com

CALL 1.800.338.4639

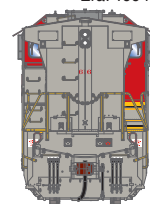


Santa Fe



Era: 1994+



Era: 1994+



Era: 1994+

Dash 9-44CW, ATSF #607
Dash 9-44CW, ATSF #610
Dash 9-44CW, ATSF #616

| without Sound | with Sound |
|---------------|------------|
| ATHG-2754 | ATHG-2769 |
| ATHG-2755 | ATHG-2770 |
| ATHG-2756 | ATHG-2771 |

ATSF FEATURES:

- As-delivered details
- Sinclair & EOT antennas
- Prime air filters & air dryer
- Leslie RS3L horn
- Early ("dog-leg") stepwell gussets
- ATSF-specific plow with open MU doors
- Front-only ditch lights mounted on pilot face
- Truck & nose grab iron style per prototype road #

ATSF 600-699 were some of the last units delivered to Santa Fe before the BNSF merger. Painted in the famous "Superfleet" scheme, they handled priority trains across the system. Being relatively new, the units were a low priority for repainting, and several survive today today wearing their faded original paint.

\$269.99 w/o SOUND | \$369.99 w/ Tsunami2 SOUND

*Items listed are subject to cancellation if pre-order minimum production quantities are not met.

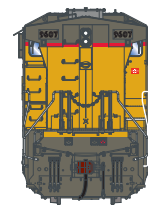

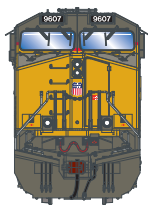
These items are subject to Horizon's MAP policy

VISIT Your Local Retailer

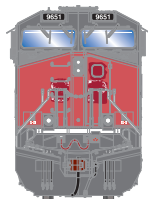
CLICK Athearn.com

CALL 1.800.338.4639

Union Pacific*



Era: Late 2000s+



Era: Early 2000s+



Dash 9-44CW, UP #9607
Dash 9-44CW, UP #9651

without Sound
ATHG-2757
ATHG-2758

with Sound
ATHG-2772
ATHG-2773

UP FEATURES:

- Former SP units
- GPS dome added
- Different horns per prototype road number

When UP acquired the 101 Dash 9s from SP in 1996, they were pressed into service with a minimum of changes. Over the years, many of them received UP patches, armor yellow equipment doors, and eventually full repaints.

ROAD NUMBER SPECIFIC FEATURES:

- **#9607** Full repaint
- **#9651** Patched SP paint

PRIMED FOR GRIME \$279.99 w/o SOUND | \$379.99 w/ **Isunami2** SOUND
\$269.99 w/o SOUND | \$369.99 w/ **Isunami2** SOUND

*Items listed are subject to cancellation if pre-order minimum production quantities are not met.

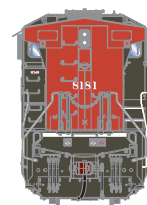
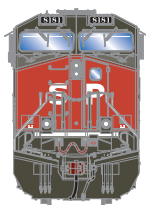
These items are subject to Horizon's MAP policy

VISIT Your Local Retailer

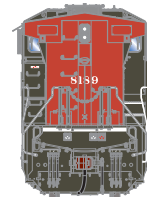

CLICK Athearn.com

CALL 1.800.338.4639

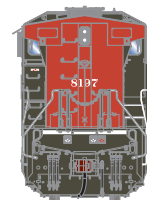

Southern Pacific*



Era: 1994+



Era: 1994+



Era: 1994+

Dash 9-44CW, SP #8181
Dash 9-44CW, SP #8189
Dash 9-44CW, SP #8197

| without Sound | with Sound |
|---------------|------------|
| ATHG-2759 | ATHG-2774 |
| ATHG-2760 | ATHG-2775 |
| ATHG-2761 | ATHG-2776 |

SP FEATURES:

- 1994 as-built appearance
- Nathan P3 horn
- Early ("dog leg") stepwell gussets
- Large SP plow
- Sinclair antennas

The SP 8100s were some of the last mainline power delivered to the SP proper. The engines were used on all types of trains, in multiple with other class members of other SP 6-axle power. Many of them survive to this day, albeit repainted into Union Pacific colors.

\$269.99 w/o SOUND | \$369.99 w/ Tsunami2 SOUND

*Items listed are subject to cancellation if pre-order minimum production quantities are not met.



These items are subject to Horizon's MAP policy

VISIT Your Local Retailer


CLICK Athearn.com

CALL 1.800.338.4639

BC Rail



Era: 2000+



Era: 2000+

| | without Sound | with Sound |
|-------------------------|---------------|------------|
| Dash 9-44CW, BCOL #4642 | ATHG-2762 | ATHG-2777 |
| Dash 9-44CW, BCOL #4644 | ATHG-2763 | ATHG-2778 |

BCOL FEATURES:

- Canadian 4-window cab
- First time with yellow frame stripes
- Added warning labels & other contemporary detail printing

BC Rail 4641-4644 were delivered with the 4-window Canadian style comfort cab. They received a yellow frame stripe under CN ownership in the mid-2000s.

\$269.99 w/o SOUND | \$369.99 w/ Tsunami2 SOUND

*Items listed are subject to cancellation if pre-order minimum production quantities are not met.

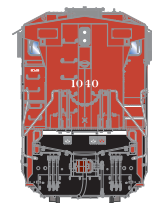


These items are subject to Horizon's MAP policy

VISIT Your Local Retailer

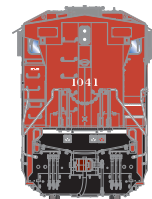
CLICK Athearn.com

CALL 1.800.338.4639

Kaiser Steel



Era: 1994+



Era: 1994+

| | without Sound | with Sound |
|-------------------------|---------------|------------|
| Dash 9-44CW, KCSX #1040 | ATHG-2764 | ATHG-2779 |
| Dash 9-44CW, KCSX #1041 | ATHG-2765 | ATHG-2780 |

KCSX FEATURES:

- 1994 as-built appearance
- Nathan P3 horn
- Early ("dog leg") stepwell gussets
- Large SP plow
- Sinclair antennas

The 51- mile Eagle Mountain Railroad was constructed by the Kaiser Steel Corp. to move iron ore from its namesake mine to Ferrum, a connection with the SP Sunset Route. The line was closed in 1986. But what if operations continued?

In its final years, the line operated using GE U30Cs which were built to SP specs. If new power was required, then Dash 9s (also built to SP specs) would be a logical choice, as we have presented here.

\$269.99 w/o SOUND | \$369.99 w/ Tsunami2 SOUND

*Items listed are subject to cancellation if pre-order minimum production quantities are not met.

These items are subject to Horizon's MAP policy

VISIT Your Local Retailer

CLICK Athearn.com

CALL 1.800.338.4639

Athearn®

All Road Names

SOUND-EQUIPPED MODELS ALSO FEATURE

- Onboard DCC decoder with SoundTraxx Tsunami2 sound
- Dual cube speakers for optimal sound quality
- Sound units operate in both DC and DCC
- Full DCC functions available when operated in DCC mode
- All functions NMRA compatible in DCC mode
- Precision slow speed control
- Program a multiple unit (MU) lashup with lead unit only horn, bell, and lights
- Many functions can be altered via Configuration Value (CV) changes
- CV chart included in the box

PROTOTYPE SPECIFIC INFORMATION

Built by GE from 1993 until 2004, the Dash 9-44CW and its variants were the definitive North American mainline freight locomotives of their time, with an impressive 3668 total units built. Constructed for US railroads from coast to coast, the units were also ordered by Canadian roads, and significant export orders went to Australia and Brazil.

The Athearn Genesis Dash 9-44CW is equally as impressive as its prototype, with a host of railroad specific details. From Canadian National's unique "tear drop" windows to the early body details on Southern Pacific and Santa Fe, these models take the Genesis line to new heights. Standard on all models are Athearn's superior paint colors, reliable Genesis drive and LED lighting for years of trouble-free operation.

Dash 9-44CW SERIES LOCOMOTIVE FEATURES:

- Illuminated ground lights above front trucks, front and rear walkway lights, and number boards
- Etched, see-through walkway steps

GENESIS DIESEL LOCOMOTIVE FEATURES:

- Coupler cut levers
- Trainline hose
- Full cab interior
- Windshield wipers
- Wire grab irons
- DCC-ready features Quick Plug™ plug-and-play technology with 21-pin NEM connector
- Fine-scale Celcon handrails for scale appearance
- Detailed fuel tank with fuel fillers, fuel gauges, & breather pipes
- Body-mounted McHenry® operating scale knuckle couplers
- Genesis driveline with 5-pole skew wound motor, precision machined flywheels, and multi-link drivetrain for trouble free operation
- All-wheel drive with precision gears for smooth and quiet operation
- All-wheel electrical pickup provides reliable current flow
- Wheels with RP25 contours operate on all popular brands of track
- LED Lighting for trouble free operation
- Heavy die-cast frame for greater traction and more pulling power
- Scaled from prototype resources including drawings, field measurements, photographs, and more
- Accurately-painted and -printed paint schemes
- Packaging securely holds the model for safe storage
- Minimum radius: 18" — Recommended radius: 22"
- MU hoses
- See-through cab windows
- Walkway tread
- Lift rings
- Sander lines



PRIMED FOR GRIME MODELS FEATURE

- Duplicated look and feel of "In Service" equipment
- Faded base colors matched to the prototype
- Perfect starting point for adding grime and rust

LEGENDARY LIVERIES

What are Legendary Liveries? An Athearn exclusive, they are the ultimate answer to "What if?" Featuring some of the most popular railroad paint schemes of all time, these models are perfect for collecting, proto-freelancing, or just plain fun! Whether company proposed paint schemes, canceled locomotive orders, or alternate takes on history, Legendary Liveries are fun and unique additions to any roster. Enjoy these items, and answer the ultimate railroad question of: "What if?"

PRIMED FOR GRIME \$279.99 w/o SOUND | \$379.99 w/ **Tsunami2** SOUND
\$269.99 w/o SOUND | \$369.99 w/ **Tsunami2** SOUND

*Items listed are subject to cancellation if pre-order minimum production quantities are not met.

These items are subject to Horizon's MAP policy

VISIT Your Local Retailer

CLICK Athearn.com

CALL 1.800.338.4639

Athearn®