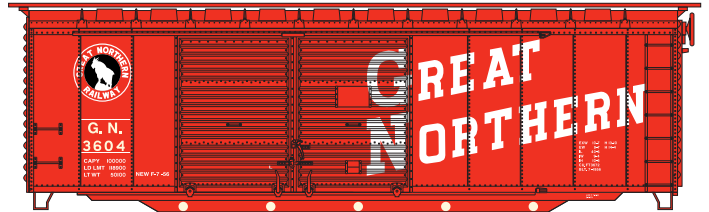
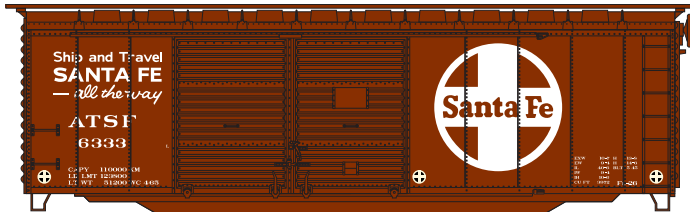





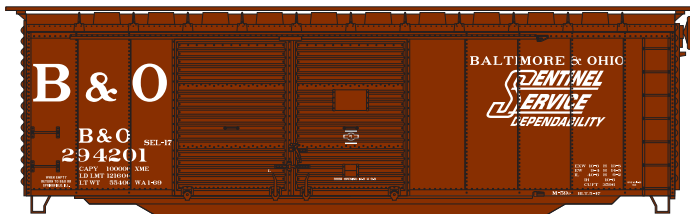
Announced: 10-20-09
Orders Due: 11-13-09
 ETA: February 2010

40' Double Door Box Car




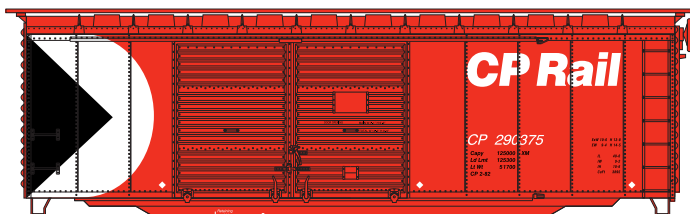
___ 74901 ATSF #1 \$16.98
 ___ 74902 ATSF #2 \$16.98

___ 74907 Great Northern #1 \$16.98
 ___ 74908 Great Northern #2 \$16.98



___ 74903 B&O Sentinel #1 \$16.98
 ___ 74904 B&O Sentinel #2 \$16.98

___ 74909 Northern Pacific #1 \$16.98
 ___ 74910 Northern Pacific #2 \$16.98



___ 74905 Canadian Pacific #1 \$16.98
 ___ 74906 Canadian Pacific #2 \$16.98

___ 74911 Seaboard Coast Line #1 \$16.98
 ___ 74912 Seaboard Coast Line #2 \$16.98

Era: 1950-1980s

- Fully assembled
- Razor-sharp printing and painting
- McHenry® scale knuckle spring couplers

- Perfect for small home layouts
- RP25 profile machined 33" metal wheel sets
- Weighted for optimum performance

Athearn Trains • 2883 East Spring Street • Suite 100 • Long Beach, CA • 90806
 310-763-7140 • fax 562-427-0536 • www.athearn.com

UPC 797534 74xxx