




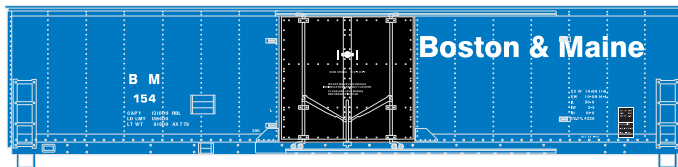
Announced: 1-20-09  
**Orders Due: 2-20-09**  
 ETA: August 2009

# 50' Youngstown Door Box

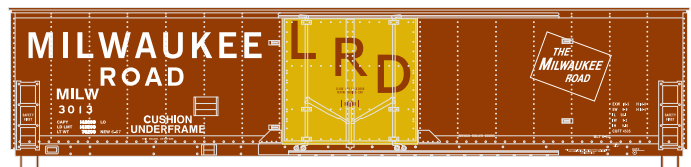


Era: 1970s - 1990s

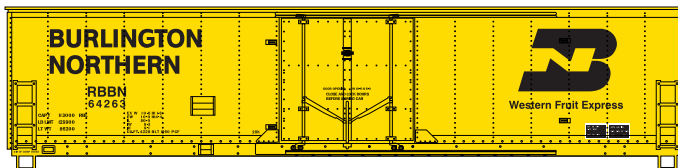
- Fully assembled
- Razor-sharp printing and painting
- McHenry® scale knuckle spring couplers
- Factory installed separate side ladders
- Perfect for small home layouts
- RP25 profile machined 33" metal wheel sets
- Weighted for optimum performance



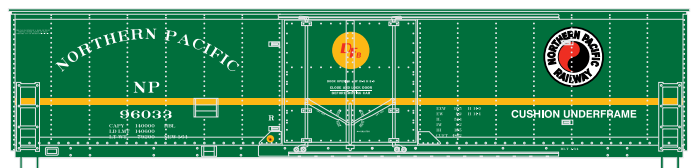
___ 74801 B&M #1	\$18.98
___ 74802 B&M #2	\$18.98



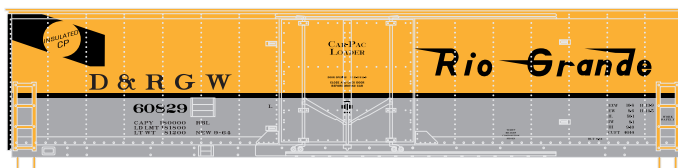
___ 74807 Milwaukee #1	\$18.98
___ 74808 Milwaukee #2	\$18.98



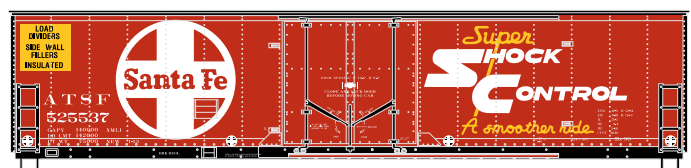
___ 74803 Burlington Northern #1	\$18.98
___ 74804 Burlington Northern #2	\$18.98



___ 74809 Northern Pacific #1	\$18.98
___ 74810 Northern Pacific #2	\$18.98



___ 74805 D&RGW #1	\$18.98*
___ 74806 D&RGW #2	\$18.98*



___ 74811 Santa Fe #1	\$18.98
___ 74812 Santa Fe #2	\$18.98

Athearn Trains • 1550 Glenn Curtiss Street • Carson, CA • 90746  
 310-763-7140 • fax 310-763-7449 • www.athearn.com