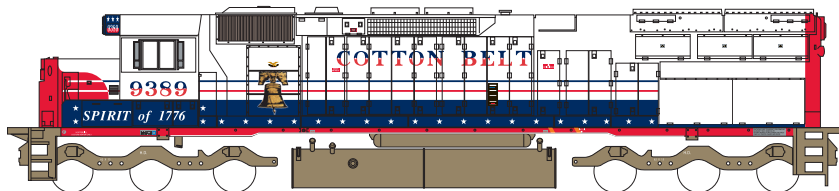





Announced: 1-19-10
Orders Due: 2-19-10
ETA: June 2010

SD45T-2



___ 91620 SSW/Cotton Belt Bicentennial #9389 (RERUN)

\$119.98*



___ 88763 Southern Pacific #9348 (Late)

\$119.98*

___ 88764 Southern Pacific #9355 (Late)

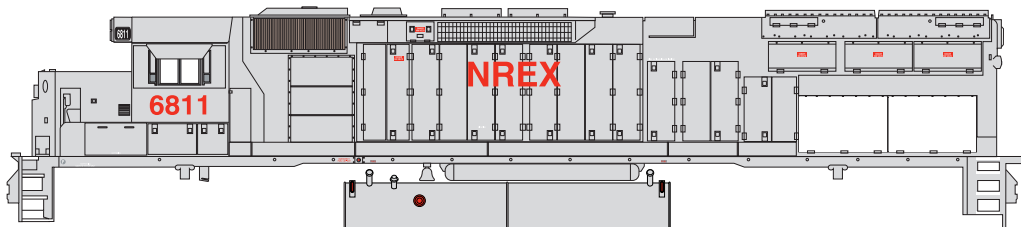
\$119.98*

___ 88765 Southern Pacific #9363 (Late)

\$119.98*

___ 88766 Southern Pacific #9370 (Late)

\$119.98*



___ 88767 NREX #6811

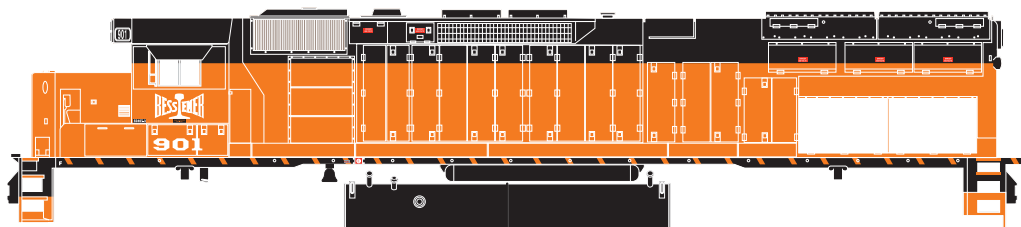
\$119.98

___ 88768 NREX #9270

\$119.98

___ 88769 NREX #9308

\$119.98



___ 88770 Bessemer & Lake Erie #901

\$119.98

___ 88771 Bessemer & Lake Erie #905

\$119.98

___ 88772 Bessemer & Lake Erie #909

\$119.98

Athearn's SD45T-2 features:

- See through radiator intake grills.
- Nylon worm gear• DCC Quick Plug Technology
- Flush mounted clear window glazing
- Nickel plated, blackened, machined RP25 wheels
- Razor Sharp printing and painting
- McHenry® scale knuckle spring couplers
- FULLY ASSEMBLED with prototypically specific details such as sunshades, mirrors, antenna, etc
- All new state of the art tooling, including see-thru radiator fans, dynamic intake grills and exhaust stack
- Five pole skew wound armature
- Directional pre-wired head lights
- HTC truck side frames
- Super detailed fuel tank
- Insulated universal coupler pockets
- Hex drive line
- Molded Celcon handrails
- Sliding cab windows
- Lost wax cast brass horns

Note: "Early" refers to type of anticlimber. "Early" units had no anticlimber. "Late" units had extended anticlimber installed for increased crew safety.

Athearn Trains • 2883 East Spring Street • Suite 100 • Long Beach, CA • 90806
310-763-7140 • fax 310-763-7449 • www.athearn.com