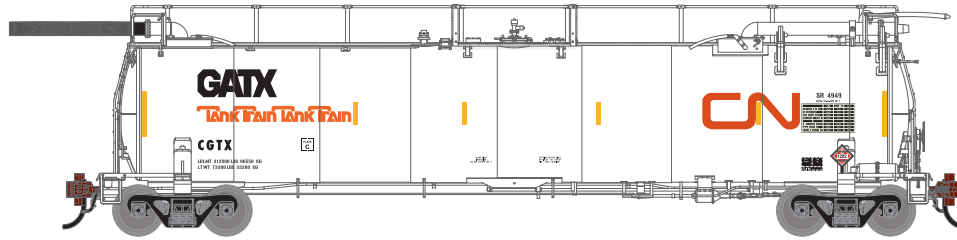


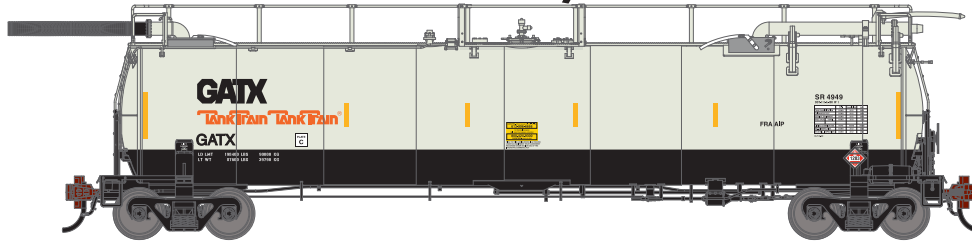
Canadian National



Era: 2012+

- | | |
|-----------|---|
| ATHG-1318 | Intermediate, CGTX #Unnumbered |
| ATHG-1319 | A/B Set, CGTX #79001 / #79017 |
| ATHG-1320 | Intermediate, CGTX #79002 / #79003 / #79004 |
| ATHG-1321 | Intermediate, CGTX #79005 / #79006 / #79007 |
| ATHG-1322 | Intermediate, CGTX #79008 / #79009 / #79010 |
| ATHG-1323 | Intermediate, CGTX #79011 / #79012 / #79013 |
| ATHG-1324 | Intermediate, CGTX #79014 / #79015 / #79016 |

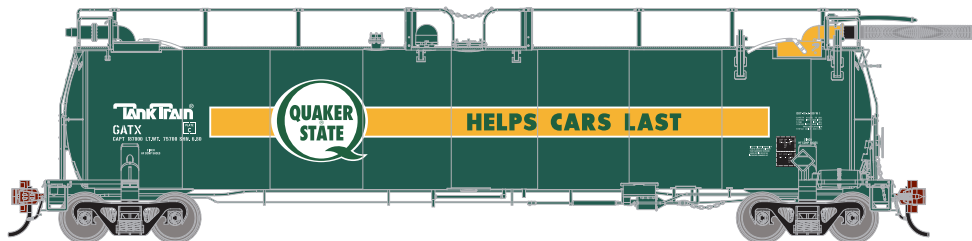
GATX White/Black



Era: 2022+

- | | |
|-----------|---|
| ATHG-1325 | Intermediate, GATX #Unnumbered |
| ATHG-1326 | A/B Set, GATX #75551 / #75567 |
| ATHG-1327 | Intermediate, GATX #75552 / #75553 / #75554 |
| ATHG-1328 | Intermediate, GATX #75555 / #75556 / #75557 |
| ATHG-1329 | Intermediate, GATX #75558 / #75559 / #75560 |
| ATHG-1330 | Intermediate, GATX #75561 / #75562 / #75563 |
| ATHG-1331 | Intermediate, GATX #75564 / #75565 / #75566 |

Quaker State



Era: 1980s+

- | | |
|-----------|------------------------------------|
| ATHG-1332 | Intermediate, GATX #Unnumbered |
| ATHG-1333 | A/A Set, GATX #69251 / #69257 |
| ATHG-1334 | Intermediate, GATX #69252 / #69253 |
| ATHG-1335 | Intermediate, GATX #69254 / #69255 |
| ATHG-1336 | Intermediate, GATX #69256 / #69261 |
| ATHG-1337 | Intermediate, GATX #69263 / #69264 |
| ATHG-1338 | Intermediate, GATX #69265 / #69266 |

\$64.99 INDIVIDUAL | \$119.99 2-PACK | \$149.99 3-PACK

These items are subject to Horizon's MAP policy

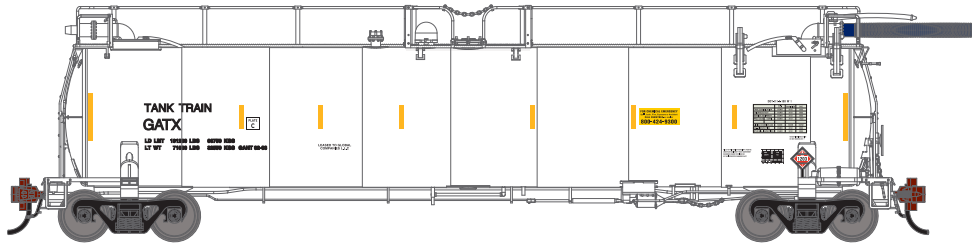
Orders Due: 01.26.24

ETA: MAY 2025



VISIT Your Local Retailer
CLICK Athearn.com
CALL 1.800.338.4639

GATX White



Era: 2022+

ATHG-1339
 ATHG-1340
 ATHG-1341
 ATHG-1342
 ATHG-1343

Intermediate, GATX #Unnumbered
 A/B Set, GATX #44589 / #44593
 Intermediate, GATX #44582 / #44592
 Intermediate, GATX #44587 / #44588
 Intermediate, GATX #44594 / #44599

All Road Names

MODEL FEATURES:

- Two GATX classes represented: 282-series and 486-series
 - Finely detailed walkways
 - Full underbody plumbing and rigging
 - 100-ton roller-bearing trucks with rotating bearing caps
 - Accurately painted and printed for prototypical realism
 - Separate wireform grab irons, etched metal coupler platforms
 - Body-mounted, McHenry® operating scale knuckle couplers
 - Full underframe detail: air brake reservoir, control valve, and brake cylinder with plumbing and brake rod details
 - 36" Machined metal wheels with RP25 contours operate on all popular brands of track
 - Minimum radius: 18" - Recommended radius: 22"
 - Correct walkways, manways, and load/unload plaques per series
 - Correct transfer plumbing per prototype series and end (A-end or B-end)
 - Detailed, soft vinyl transfer hoses that bend as the car negotiates curves
 - Fully-assembled and ready-to-run out of the box
 - Highly-detailed, injection-molded body
 - Coupler lift bars, trainline hoses, brake hoses, and hardware
- 282-series era: 1977 to present
 - 486-series era: 1982 to present

\$64.99 INDIVIDUAL | \$119.99 2-PACK | \$149.99 3-PACK

These items are subject to Horizon's MAP policy

Orders Due: 01.26.24

ETA: MAY 2025

VISIT Your Local Retailer
CLICK Athearn.com
CALL 1.800.338.4639