





HO GP7/GP9 Diesel Locomotive

Announced 06.24.16
Orders Due: 07.22.16

Florida East Coast

ETA: May 2017



Era: 1957+

Without Sound

ATHG62559	HO GP9, FEC 668
ATHG62560	HO GP9, FEC 670
ATHG62561	HO GP9, FEC 673
ATHG62562	HO GP9, FEC 676

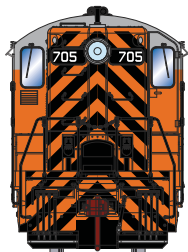
With Sound

ATHG62759	HO GP9 w/DCC & Sound, FEC 668
ATHG62760	HO GP9 w/DCC & Sound, FEC 670
ATHG62761	HO GP9 w/DCC & Sound, FEC 673
ATHG62762	HO GP9 w/DCC & Sound, FEC 676

FEC FEATURES:

- Gyra light nose mounted
- Road number above engine doors on long hood
- Phase III body
- FEC unique angle grab on both ends

Western Pacific*



Era: 1954+



Era: Mid-1960s+

Without Sound

ATHG62828	HO GP7, WP 701
ATHG62829	HO GP7, WP 707
ATHG62830	HO GP7, WP 705
ATHG62831	HO GP7, WP 713

With Sound

ATHG62928	HO GP7 w/DCC & Sound, WP 701
ATHG62929	HO GP7 w/DCC & Sound, WP 707
ATHG62930	HO GP7 w/DCC & Sound, WP 705
ATHG62931	HO GP7 w/DCC & Sound, WP 713

WP FEATURES:

These locomotives didn't change much before Pearlman Green came along. Big barrel headlights, orange and silver paint and the feather logo on the cab side. Back in the fifties they were mainline power and will look great with our previously released GP9s, but as time went on they were mostly used as heavy switchers and local power system wide.

This release features our new GP7 phase II body with that pesky tall engine door just in front of the dynamic brakes. Other features include road number specific journal bearings, nail antenna, and winterization hatch.

#701

- Unique Scotchlite orange/white frame stripe
- Large road number on cab side
- Standard metal sunshades
- Full "tiger" stripes both ends and pilots

#707

- Single Scotchlite stripe front and rear
- Standard metal sunshades
- Solid orange pilots
- Preserved in Portola California at the WPRM

#705/713

- Full "tiger" stripes both ends and pilots
- As-delivered paint scheme 1954

w/o Sound \$189.98_{SRP} With **Tsunami** Sound \$289.98_{SRP}

These items are subject to Horizon's MAP policy

* Union Pacific Licensed Product



Visit Your Local Retailer | Visit www.athearn.com | Call 1.800.338.4639

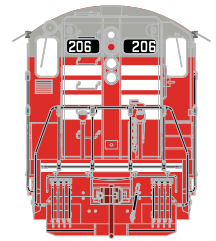

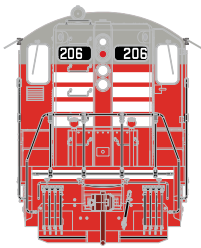


HO GP7/GP9 Diesel Locomotive

Announced 06.24.16
Orders Due: 07.22.16

Chicago Burlington & Quincy

ETA: May 2017



Era: 1960+

Without Sound

ATHG62840	HO GP7, CBQ 206
ATHG62841	HO GP7, CBQ 210
ATHG62842	HO GP7, CBQ 242
ATHG62843	HO GP7, CBQ 251

With Sound

ATHG62940	HO GP7 w/DCC & Sound, CBQ 206
ATHG62941	HO GP7 w/DCC & Sound, CBQ 210
ATHG62942	HO GP7 w/DCC & Sound, CBQ 242
ATHG62943	HO GP7 w/DCC & Sound, CBQ 251

#210

- Early GP7 phase II body
- Early solid side skirts
- Early sloping pilot face with modified m/u hose keeper
- Steam generator

#206

- Early GP7 phase II body
- Early solid side skirts
- Early sloping pilot face with modified m/u hose keeper

CB&Q FEATURES:

- Burlington style end rails – solid bar (no chain) and no drop steps
- Road number specific journal boxes
- Winterization hatch
- Watchman's heater – first time in HO
- CB&Q specific spark arrestor equipped exhaust stacks – first time in HO
- Illuminated signal light both ends

#242

- Late GP7 phase II body
- Late slotted side skirts
- Late style pilot faces

#251

- Late GP7 phase II body
- Late slotted side skirts
- Late style pilot faces
- Steam generator

All Road Names

LOCOMOTIVE FEATURES:

- Front and rear MU catch boxes with footboard
- MU hoses
- Trainline hose
- Coupler cut levers
- Drop steps unless noted
- MU stands
- "Nub" style walkway tread
- Bell located behind the right front step
- Fine-scale handrails for scale appearance
- Wire grab irons
- Lift rings
- Windshield wipers
- Full cab interior
- See through cab windows
- Etched metal radiator intake grilles and fan grilles
- Two exhaust stacks and plates
- Air tanks mounted below sill unless noted
- Detailed fuel tank with fuel fillers, fuel gauges, breather pipes, and retention tanks
- Blomberg-B trucks with appropriate bearing caps
- Sander lines
- Speed recorder unless noted
- Fully-assembled and ready-to-run
- DCC-ready features Quick Plug™ plug-and-play technology with both 8- and 9-pin connector
- Scaled from prototype resources including drawings, field measurements, photographs, and more
- Accurately-painted and printed paint schemes
- Body mounted McHenry operating scale knuckle couplers

- Genesis driveline with 5-pole skew wound motor, precision machined flywheels, and multi-link drivetrain for trouble free operation
- All-wheel drive with precision gears for smooth and quiet operation
- All-wheel electrical pickup provides reliable current flow
- Wheels with RP25 contours operate on all popular brands of track
- Incandescent bulbs for realistic appearance
- Bidirectional constant lighting so headlight brightness remains constant
- Heavy die-cast frame for greater traction and more pulling power
- Packaging securely holds for the model for safe storage
- Replacement parts available
- Minimum radius: 18"

SOUND EQUIPPED MODELS ALSO FEATURE:

- Onboard DCC decoder with SoundTraxx Tsunami sound
- Sound units operate in both DC and DCC
- Full DCC functions available when operated in DCC mode
- Engine, horn, and bell sounds work in DC
- All functions NMRA compatible in DCC mode
- Excellent Slow speed control
- Operating lighting functions with F5 and/or F6
- Program a multiple unit (MU) lashup with lead unit only horn, bell, and lights
- Many functions can be altered via Configuration Value (CV) changes
- CV chart included

w/o Sound \$189.98_{SRP} With **Tsunami** Sound \$289.98_{SRP}

These items are subject to Horizon's MAP policy



Visit Your Local Retailer | Visit www.athearn.com | Call 1.800.338.4639