

Santa Fe



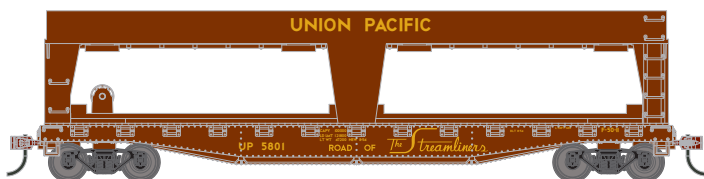
RND-1993 ATSF #88750 Era: 1954+
 RND-1994 ATSF #88762
 RND-1995 ATSF #88775

Pennsylvania



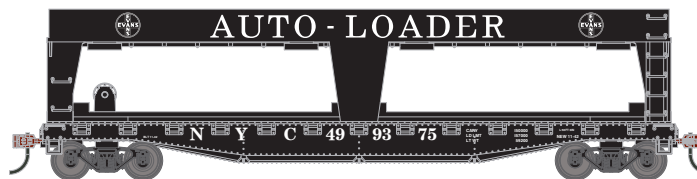
RND-1996 PRR #491389 Era: 1954+
 RND-1997 PRR #491568
 RND-1998 PRR #491777

Union Pacific*



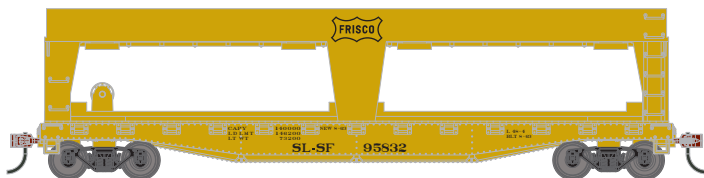
RND-1999 UP #5801 Era: 1954+
 RND-2000 UP #5813
 RND-2001 UP #5838

New York Central




RND-2002 NYC #499375 Era: 1954+
 RND-2003 NYC #499386
 RND-2004 NYC #500084

St. Louis-San Francisco



RND-2005 SLSF #95832 Era: 1954+
 RND-2006 SLSF #95844
 RND-2007 SLSF #95849

Grand Trunk Western



RND-2008 GTW #140189 Era: 1954+
 RND-2009 GTW #140192
 RND-2010 GTW #140197

MODEL FEATURES:

- Separate brake wheel
- Body-mounted McHenry® operating scale knuckle couplers
- 33" machined wheels with RP25 contours
- Weighted for optimum performance
- Fully-assembled and ready to run
- Highly-detailed, injection-molded body
- Painted and printed for realistic decoration
- Minimum radius: 18"

\$31.99 INDIVIDUAL

Orders Due: 05.24.24
 ETA: SEPTEMBER 2025