




EMD GP60 Diesel Locomotive

HO

FIRST TIME with OPERATING DITCH LIGHTS and BEACONS

Union Pacific*



Era: 2000s+

GP60, UP #5869
GP60, UP #5880

without Sound
ATH-1110
ATH-1101

with Sound
ATH-1051
ATH-1161

UP FEATURES:

- Forward ditch lights
- Large front plow
- Late EMD truck side frames
- Cab A/C
- Nose brake wheel
- Late dynamic brakes
- Hood mounted horn

Santa Fe



Era: 1989+

GP60, ATSF #4025
GP60, ATSF #4034
GP60, ATSF #4037

without Sound
ATH-1014
ATH-1206
ATH-1220

with Sound
ATH-1157
ATH-1115
ATH-1132

ATSF FEATURES:

- Beacon (effect in DCC)
- Small front plow
- Late EMD truck side frames
- Cab A/C
- Nose ratchet brake
- Late dynamic brakes
- Hood mounted horn

\$179.99 w/o SOUND | \$249.99 w/ Econami™ SOUND

Orders Due: 09.01.23
ETA: DECEMBER 2024



VISIT Your Local Retailer
CLICK Athearn.com
CALL 1.800.338.4639

* Union Pacific Licensed Product



EMD GP60 Diesel Locomotive

HO

FIRST TIME with OPERATING DITCH LIGHTS and BEACONS

Burlington Northern Santa Fe



Era: 2010s+

GP60, BNSF #183
GP60, BNSF #196

without Sound
ATH-1102
ATH-1068


with Sound
ATH-1125
ATH-1145

BNSF FEATURES:

- Faded colors
- Nose ratchet brake
- Late dynamic brakes
- Hood mounted horn

- Front ditch lights
- Small front plow
- Late EMD truck side frames
- Cab A/C

Norfolk Southern



Era: 2010+

GP60, NS #7129
GP60, NS #7141

without Sound
ATH-1034
ATH-1203

with Sound
ATH-1168
ATH-1185

NS FEATURES:

- Alternating forward and rear ditch lights (effect in DCC)
- Nose brake wheel
- Late dynamic brakes
- Hood mounted horn

- Large front plow
- Mid EMD truck side frames
- Cab A/C

PRIMED FOR GRIME \$189.99 w/o SOUND | \$259.99 w/ Econami™ SOUND
\$179.99 w/o SOUND | \$249.99 w/ Econami™ SOUND

Orders Due: 09.01.23
ETA: DECEMBER 2024



VISIT Your Local Retailer
 CLICK Athearn.com
 CALL 1.800.338.4639




EMD GP60 Diesel Locomotive

HO

FIRST TIME with OPERATING DITCH LIGHTS and BEACONS

Cotton Belt*



Era: 1988+

- | | | | | |
|-----------------|----------------------|-------------------|------------------------------|-----------------------|
| GP60, SSW #9659 | without Sound | with Sound | SSW FEATURES: | |
| GP60, SSW #9672 | ATH-1195 | ATH-1221 | • Beacon (effect in DCC) | • Nose brake wheel |
| GP60, SSW #9701 | ATH-1188 | ATH-1146 | • Large front plow | • Late dynamic brakes |
| | ATH-1182 | ATH-1213 | • Late EMD truck side frames | • Cab mounted horn |
| | | | • Cab A/C | |

Delaware & Hudson



Era: 1988+ (Alternate History)

- | | | | | |
|----------------|----------------------|-------------------|-----------------------------|-----------------------|
| GP60, DH #7700 | without Sound | with Sound | DH FEATURES: | |
| GP60, DH #7707 | ATH-1165 | ATH-1180 | • Front ditch lights | • Nose ratchet brake |
| | ATH-1141 | ATH-1038 | • Small front plow | • Late dynamic brakes |
| | | | • Mid EMD truck side frames | • Cab mounted horn |

\$179.99 w/o SOUND | \$249.99 w/ Econami™ SOUND

Orders Due: 09.01.23
ETA: DECEMBER 2024



🛒 VISIT Your Local Retailer
🖱️ CLICK Athearn.com
☎️ CALL 1.800.338.4639

* Union Pacific Licensed Product



EMD GP60 Diesel Locomotive

HO

FIRST TIME with OPERATING DITCH LIGHTS and BEACONS

Texas Mexican Railway



Era: 1989+

GP60, TM #869
GP60, TM #870

without Sound
ATH-1177
ATH-1121

with Sound
ATH-1211
ATH-1000

- TM FEATURES:**
- Beacon (effect in DCC)
 - Large front plow
 - Late EMD truck side frames
 - Cab A/C
 - Nose brake wheel
 - Late dynamic brakes
 - Cab mounted horn

Locomotive Leasing Partners



Era: 2000s+

GP60, LLPX #6001
GP60, LLPX #6002

without Sound
ATH-1216
ATH-1085

with Sound
ATH-1167
ATH-1193

- LLPX FEATURES:**
- Beacon (effect in DCC)
 - Small front plow
 - Late EMD truck side frames
 - Nose ratchet brake
 - Early dynamic brakes
 - Cab mounted horn

\$179.99 w/o SOUND | \$249.99 w/ Econami™ SOUND

Orders Due: 09.01.23
ETA: DECEMBER 2024



VISIT Your Local Retailer
CLICK Athearn.com
CALL 1.800.338.4639



FIRST TIME with OPERATING DITCH LIGHTS and BEACONS

All Road Names

SOUND-EQUIPPED MODELS ALSO FEATURE

- Onboard Econami Sound by SoundTraxx
- Sound units operate in both DC and DCC
- Full DCC functions available when operated in DCC mode
- Engine, horn, and bell sounds work in DC
- All functions NMRA compatible in DCC mode
- Excellent Slow speed control
- Effect lighting (if applicable) using F5 and/or F6
- Program a multiple unit (MU) lashup with lead unit only horn, bell, and lights
- Many functions can be altered via Configuration Value (CV) changes

PROTOTYPE SPECIFIC INFORMATION

When the GP59's and GP60's were first introduced, three demonstrator versions of each type were tested and evaluated all around the USA by many railroads. The GP60 model proved to be popular with Western-based carriers initially, and was utilized on SP and ATSF high-speed intermodal service. NS acquired both GP59 and GP60 models.

After the mega-mergers in the 1990s, the GP60s found themselves in new paint schemes and in service for new railroads such as UP and BNSF. CSX began to acquire GP60s second hand after 2010. Being assigned to locals and yard jobs, these distinctive locomotives are still in service today.

GP60 LOCOMOTIVE FEATURES:

- Factory installed Celcon handrails
- Brake wheel or ratchet brake nose per prototype
- Individually applied wire formed grab irons
- See-through cab windows
- Separately-applied detail parts
- DCC Ready 21-pin NEM plug
- LED illuminated front and rear headlights, ditch lights, and beacons (where applicable to the prototype)
- All-wheel drive with precision gears for smooth and quiet operation
- All-wheel electrical pickup provides reliable current flow
- 5-pole motor with precision-machined flywheels and multi-link drive train for trouble free operation
- Heavy die-cast frame for greater traction and more pulling power
- McHenry® operating scale knuckle couplers
- Nickel plated, blackened machined wheels machined metal wheels with RP25 contours operate on all popular brand of track
- Fully-assembled and ready-to-run out of the box
- Painted and printed for realistic decoration
- Highly-detailed, injection-molded body
- Minimum radius: 18" — Recommended radius: 22"

Sound Ready! All non-sound come with speakers installed, ready to add the 21-pin sound decoder of your choice!



PRIMED FOR GRIME MODELS FEATURE

- Duplicated look and feel of "In Service" equipment
- Faded base colors matched to the prototype
- Perfect starting point for adding grime and rust



LEGENDARY LIVERIES

What are Legendary Liveries? An Athearn exclusive, they are the ultimate answer to "What if?" Featuring some of the most popular railroad paint schemes of all time, these models are perfect for collecting, proto-freelancing, or just plain fun! Whether company proposed paint schemes, canceled locomotive orders, or alternate takes on history, Legendary Liveries are fun and unique additions to any roster. Enjoy these items, and answer the ultimate railroad question of: "What if?"

PRIMED FOR GRIME \$189.99 w/o SOUND | \$259.99 w/ Econami™ SOUND
\$179.99 w/o SOUND | \$249.99 w/ Econami™ SOUND

Orders Due: 09.01.23
 ETA: DECEMBER 2024



VISIT Your Local Retailer
CLICK Athearn.com
CALL 1.800.338.4639