




HO 60' FMC Hi-Cube X-Post Box


Announced 4.28.17
Orders Due: 5.26.17

ETA: March 2018


Canadian Pacific



Era: 1995+



ATH72633 HO RTR FMC 60' Hi-Cube Ex-Post Box, CPR/Red #4214
 ATH72634 HO RTR FMC 60' Hi-Cube Ex-Post Box, CPR/Red #4231
 ATH72635 HO RTR FMC 60' Hi-Cube Ex-Post Box, CPR/Red #4250



Louisville & Wadley



Era: 2000+



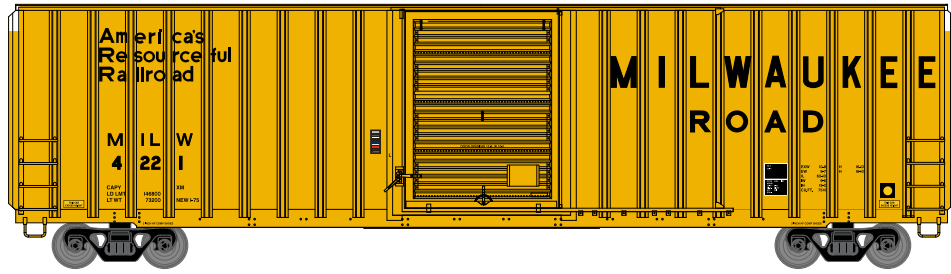
ATH72636 HO RTR FMC 60' Hi-Cube Ex-Post Box, L&W/Brown #470358
 ATH72637 HO RTR FMC 60' Hi-Cube Ex-Post Box, L&W/Brown #470401
 ATH72638 HO RTR FMC 60' Hi-Cube Ex-Post Box, L&W/Brown #470409




Milwaukee Road



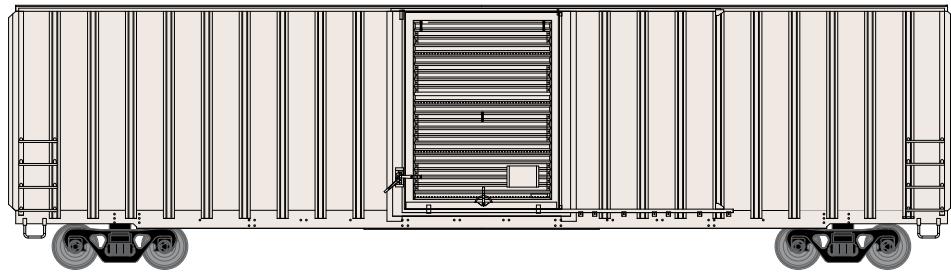

Era: 1975+



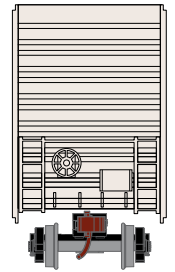
ATH72639 HO RTR FMC 60' Hi-Cube Ex-Post Box, MILW/Yellow #4221
 ATH72640 HO RTR FMC 60' Hi-Cube Ex-Post Box, MILW/Yellow #4237
 ATH72641 HO RTR FMC 60' Hi-Cube Ex-Post Box, MILW/Yellow #4246



Undecorated



ATH72632 HO RTR FMC 60' Hi-Cube Ex-Post Box, Undecorated



\$39.98SRP



Visit Your Local Retailer | Visit www.athearn.com | Call 1.800.338.4639

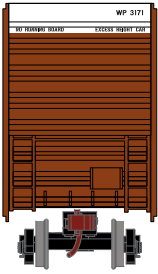


HO 60' FMC Hi-Cube X-Post Box

Announced 4.28.17
Orders Due: 5.26.17

ETA: March 2018

Western Pacific*




Era: 1975+



ATH72648
ATH72649
ATH72650

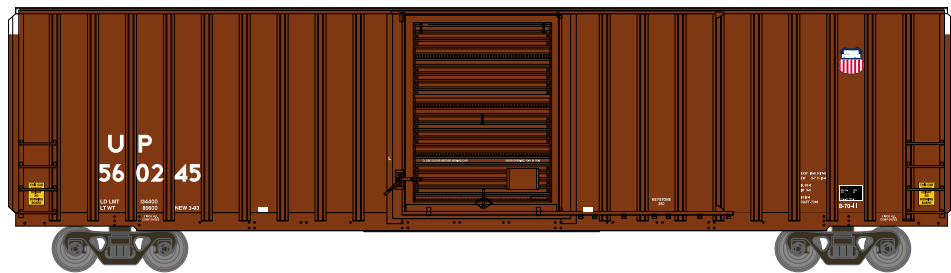
HO RTR FMC 60' Hi-Cube Ex-Post Box, WP/Brown #3171
HO RTR FMC 60' Hi-Cube Ex-Post Box, WP/Brown #3173
HO RTR FMC 60' Hi-Cube Ex-Post Box, WP/Brown #3177



Union Pacific*



Era: 1993+

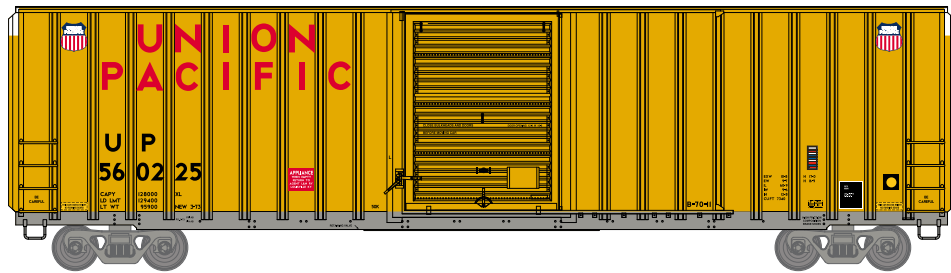


ATH72642
ATH72643
ATH72644

HO RTR FMC 60' Hi-Cube Ex-Post Box, UP/Brown #560245
HO RTR FMC 60' Hi-Cube Ex-Post Box, UP/Brown #560276
HO RTR FMC 60' Hi-Cube Ex-Post Box, UP/Brown #560307




Era: 1973+



ATH72645
ATH72646
ATH72647

HO RTR FMC 60' Hi-Cube Ex-Post Box, UP/Yellow #560225
HO RTR FMC 60' Hi-Cube Ex-Post Box, UP/Yellow #560242
HO RTR FMC 60' Hi-Cube Ex-Post Box, UP/Yellow #560277



All Road Names

PRIMED FOR GRIME MODELS FEATURE:

- Duplicated look and feel of "In Service" equipment; "Tattered and Torn" just like the real thing
- Faded base colors matched to the prototype
- Patches applied and shaped per road number matching each corresponding side to the prototype
- Perfect starting point for adding grime and rust



#Ready2Rust

MODEL FEATURES:

- Single 10' Youngstown door
- Separately applied grab irons, end ladders, and brake wheel
- Photo-etch coupler cross-over platform
- Fully-assembled and ready to run out of the box
- Highly-detailed, injection-molded body
- Painted and printed for realistic decoration
- Weighted for trouble free operation
- -70 or -100 ton roller bearing trucks with 33" or 36" per prototype
- Machined metal wheels and RP25 contours operate on all popular brands of track
- Body mounted McHenry operating scale knuckle couplers
- Window packaging for easy viewing plus interior plastic blister safely holds the model for convenient storage
- Replacement parts available
- Minimum radius: 18"

PROTOTYPE AND BACKGROUND INFO:

The modern 100 ton, high-cube, 60' boxcar has become ubiquitous in the modern rail scene. These cars are designed to carry a myriad of loads, from auto parts to forest products. These boxcars are a fixture to any modern freight train.

\$39.98SRP



Visit Your Local Retailer | Visit www.athearn.com | Call 1.800.338.4639

* Union Pacific Licensed Product