



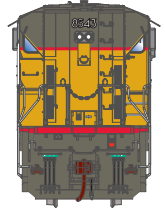
Union Pacific*



SD90MAC, UP #8543

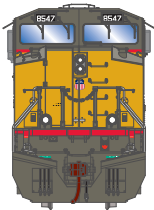


without Sound ATHG-1033
with Sound ATHG-1042




Era: 2004+

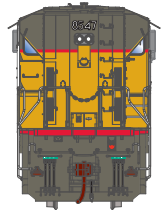
Only unit that was repainted with UP "wings" on the nose. It continued in this guise until retirement.



SD90MAC, UP #8547
SD90MAC, UP #8561




without Sound ATHG-1034
with Sound ATHG-1043
ATHG-1035 ATHG-1044

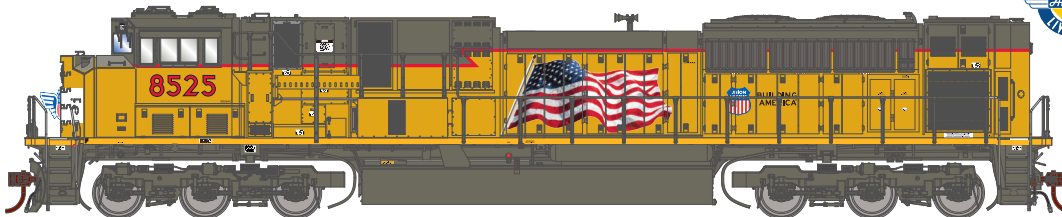


Era: 1999 - 2006

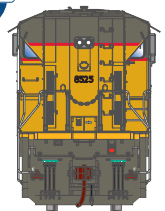
These units are in the standard UP as-delivered scheme.



SD90MAC, UP #8525
SD90MAC, UP #8557



without Sound ATHG-1036
with Sound ATHG-1045
ATHG-1037 ATHG-1046



Era: 2010+ (alternate history)

What if EMD was able to iron out the teething problems of the 265-H prime mover? What if Union Pacific had kept them in service until the present day? These two units present "what might have been", had UP's SD90MAC-H II fleet survived in service until the present day.

UP FEATURES:

- Antenna dome on cab roof per prototype
- Blue flag holders on engineers side of cab nose
- Nose door no window
- Cab side long style sun shades
- As delivered strut placement on truck sideframes

\$249.99 w/o SOUND | \$349.99 w/ Tsunami² SOUND

These items are subject to Horizon's MAP policy

Orders Due: 10.06.23
ETA: JANUARY 2025



VISIT Your Local Retailer
CLICK Athearn.com
CALL 1.800.338.4639

* Union Pacific Licensed Product

1st TIME with ROTATING BEARING CAPS

Canadian Pacific



Era: Late 2000s+

SD90MAC, CP #9301
SD90MAC, CP #9303

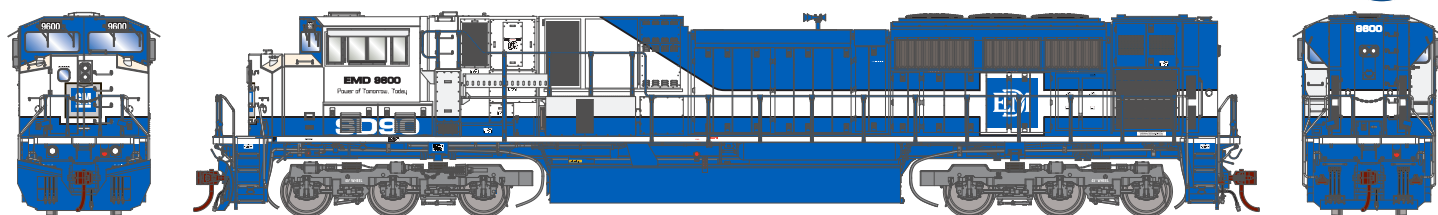
without Sound	with Sound
ATHG-1038	ATHG-1047
ATHG-1039	ATHG-1048

CP FEATURES:

- Cab side rain gutters in place of sunshades
- No blue flag holders on engineers side of cab
- CP raised walkway grates for snow service
- CP specific roof antennas
- Air dryer with relocated fuel tank bracket on engineer side rear corner of fuel tank per CP prototype
- CP specific MU receptacle locations
- Nose door with window

Canadian Pacific's 4 SD90MACH-H IIs didn't last too long on the roster, but units 9301 and 9303 survived long enough to have their frame striping modified to solid-white. They continued in service this way until their retirement and scrapping in the early 2010s.

Electro Motive Division Demonstrator



Era: 2000s+ (alternate history)

SD90MAC, EMDX #9600
SD90MAC, EMDX #9601

without Sound	with Sound
ATHG-1040	ATHG-1049
ATHG-1041	ATHG-1050

EMDX FEATURES:

- Demonstrator units have 3 fans on radiator housing, unlike 2 for production units
- Nose door with window
- Demonstrator specific fuel tank
- Pilot mounted ditch lights

EMD rostered two SD90MAC-H II demonstrators (they were probably more accurately described as test-bed units), GM90 and GM91. Both of these units were painted in a solid white scheme, that, while functional, wasn't quite as eye-catching as some of the prior demonstrator schemes.

What if EMD had built another pair of demonstrators and dressed them up with a bit more flair? This is our take on how they might have looked.

\$249.99 w/o SOUND | \$349.99 w/ Tsunami² SOUND

These items are subject to Horizon's MAP policy

Orders Due: 10.06.23

ETA: JANUARY 2025

VISIT Your Local Retailer
 CLICK Athearn.com
 CALL 1.800.338.4639

All Road Names

SOUND-EQUIPPED MODELS ALSO FEATURE

- Onboard DCC decoder with SoundTraxx Tsunami2 sound
- Dual cube speakers for optimal sound quality
- Sound units operate in both DC and DCC
- Full DCC functions available when operated in DCC mode
- Engine, horn, and bell sounds work in DC
- All functions NMRA compatible in DCC mode
- Precision slow speed control
- Program a multiple unit (MU) lashup with lead unit only horn, bell, and lights
- Many functions can be altered via Configuration Value (CV) changes
- CV chart included in the box

PROTOTYPE SPECIFIC INFORMATION

Introduced in 1995, the EMD SD90MAC was intended to become that builder's most-powerful single-engine diesel locomotive. The new locomotive was to use EMD's newly-developed 265H prime mover, featuring 6000 horsepower. However, this engine was experiencing technical problems in development, which led to the first groups of locomotives being delivered with the EMD 710G prime mover of 4300 horsepower (the intent being to retrofit these with the more-powerful 265H at a later date). Ironically, the technical problems with the 265H were never fully resolved, and no conversions were done. The 710G-engined SD90MACs outlasted their later 265H cousins in service by a wide margin, with some units only recently having been retired or sold by Union Pacific, and other railroads choosing to rebuild them for continued service.

The Athearn Genesis SD90MAC features all of the cutting-edge detail and operational features that are expected by discerning modelers: Working number boards and ground lights, see-through steps, numerous separately-applied details on the body and underframe, and a heavy die-cast frame for massive pulling power.

SD90MAC SERIES LOCOMOTIVE FEATURES:

- Flexible rubber trainline hose
- Etched see-through steps
- Lit Number Boards & Truck Lights
- Coupler cut levers
- Trainline hose
- Full cab interior
- Windshield wipers
- DCC-ready features Quick Plug™ plug-and-play technology with 21-pin NEM connector
- Fine-scale Celcon handrails for scale appearance
- Detailed fuel tank with fuel fillers, fuel gauges, and breather pipes
- Body-mounted McHenry® operating scale knuckle couplers
- Genesis driveline with 5-pole skew wound motor, precision machined flywheels, and multi-link drivetrain for trouble free operation
- All-wheel drive with precision gears for smooth and quiet operation
- All-wheel electrical pickup provides reliable current flow
- Wheels with RP25 contours operate on all popular brands of track
- LED Lighting for realistic appearance
- Heavy die-cast frame for greater traction and more pulling power
- Scaled from prototype resources including drawings, field measurements, photographs, and more
- Accurately-painted and -printed paint schemes
- Fully-assembled and ready-to-run
- Packaging securely holds the model for safe storage
- Minimum radius: 18" — Recommended radius: 22"
- Flexible rubber MU hoses
- Lift rings
- Sander lines
- See-through cab windows
- Walkway tread
- Wire grab irons



LEGENDARY LIVERIES

What are Legendary Liveries? An Athearn exclusive, they are the ultimate answer to "What if?" Featuring some of the most popular railroad paint schemes of all time, these models are perfect for collecting, proto-freelancing, or just plain fun! Whether company proposed paint schemes, canceled locomotive orders, or alternate takes on history, Legendary Liveries are fun and unique additions to any roster. Enjoy these items, and answer the ultimate railroad question of: "What if?"

\$249.99 w/o SOUND | \$349.99 w/ Tsunami² SOUND

These items are subject to Horizon's MAP policy

Orders Due: 10.06.23

ETA: JANUARY 2025



 **VISIT** Your Local Retailer
 **CLICK** Athearn.com
 **CALL** 1.800.338.4639