






EMD Model 40 Locomotive

HO

Shop Goat




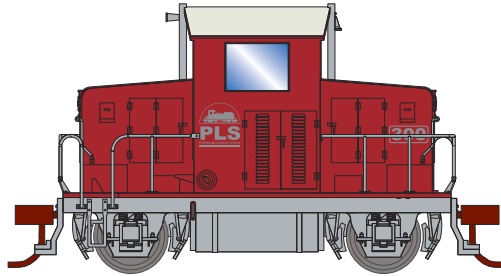

Model 40, #11

DCC Ready
ATH28743

This little goat is ready to butt couplers with your railroad's finest locomotives and ensure that they are safely moved around the shop.

Era: Non-era-specific

Professional Locomotive Service



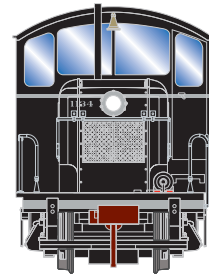
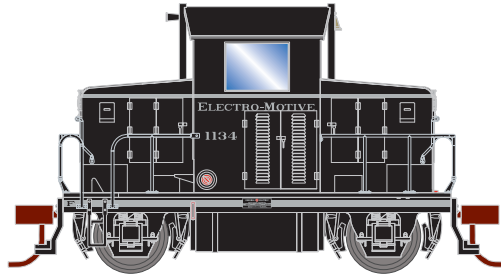
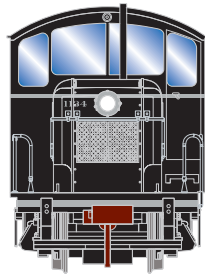
Model 40, PLS #300

DCC Ready
ATH28744

Professional Locomotive Service is based in East Chicago, IN, and used their EMD model 40 as a shop switcher.

Era: 2018+

Electro-Motive



Model 40, EMDX #1134

DCC Ready
ATH28745

This Electro-Motive demonstrator unit would be right at home on a transition-era layout with its classy pinstriped paint scheme.

Era: 1940+

\$134.99 DCC-Ready

Orders Due: 03.31.23

ETA: JULY 2024



VISIT Your Local Retailer

CLICK Athearn.com

CALL 1.800.338.4639


* Union Pacific Licensed Product



EMD Model 40 Locomotive

HO

United States Army



Model 40, USAX #7952
Model 40, USAX #7954

DCC Ready
ATH28746
ATH28747

Keep 'em moving for the war effort with these United States Army Model 40s; they will be at home switching everything from tanks to tents.

Era: 1940+

Borg Warner Calumet Steel




Model 40, BWCX #1

DCC Ready
ATH28748

Borg Warner found this little Model 40 to be an ideal steel mill switcher, and now you can put it to work at your mill or other layout industry.

Era: 1970's +

Faded Red / Yellow



Model 40

DCC Ready
ATH28749

Not every Model 40 was maintained in tip-top shape; this one is a little worse for wear, but still has many useful years of service left.

Era: 1970's+



PRIMED FOR GRIME \$144.99 DCC-Sound Ready

\$134.99 DCC-Ready

Orders Due: 03.31.23

ETA: JULY 2024





VISIT Your Local Retailer
 CLICK Athearn.com
 CALL 1.800.338.4639



EMD Model 40 Locomotive

HO

Blue / Grey



Model 40

DCC Ready
ATH28750

This non-specific paint scheme is ready for your freelance decals or industrial use. Feel free to operate it anywhere from the 1940s to the present!

Era: Non-era-specific

All Road Names

PROTOTYPE SPECIFIC INFORMATION

The EMD Model 40 was a two-axle diesel-electric locomotive built by Electro-Motive Corporation (EMC), and its corporate successor, General Motors' Electro-Motive Division (EMD) between August 1940 and April 1943. Nicknamed "critters", eleven examples of this locomotive were built.

Original buyers for the Model 40 included the Electro-Motive Corporation/ Electro-Motive Diesel Plant - 1 unit, Defense Plant Corporation - 4 units, the United States Army - 3 units, the United States Navy - 2 units, and the General Motors Cleveland Diesel Division - 1 unit.

In total EMC/EMD manufactured eleven Model 40s during the period April 1940 - April 1943.

MODEL 40 LOCOMOTIVE FEATURES:

- Separately-applied horn, exhaust stacks, bell
- See-through cab windows
- Fully-assembled and ready-to-run out of the box
- Painted and printed for realistic decoration
- Highly detailed, injection molded body
- Celcon handrails for scale appearance
- Quick Plug™ plug and play technology: DCC ready
- Bi-directional constant lighting so headlight brightness remains consistent
- LED lighting
- McHenry® operating scale knuckle couplers
- All-wheel drive with precision gears for smooth and quiet operation
- Heavy die-cast frame for greater traction and more pulling power
- All-wheel electrical pickup provides reliable current flow
- RTR motor with precision-machined flywheels for trouble free operation
- Wheels with RP25 contours operate on Code 55, 70, 75, 83, 80, 100 rail
- Minimum radius: 15"



PRIMED FOR GRIME MODELS FEATURE

- Duplicated look and feel of "In Service" equipment
- Faded base colors matched to the prototype
- Perfect starting point for adding grime and rust

PRIMED FOR GRIME \$144.99 DCC-Sound Ready

\$134.99 DCC-Ready

Orders Due: 03.31.23

ETA: JULY 2024



VISIT Your Local Retailer
CLICK Athearn.com
CALL 1.800.338.4639