

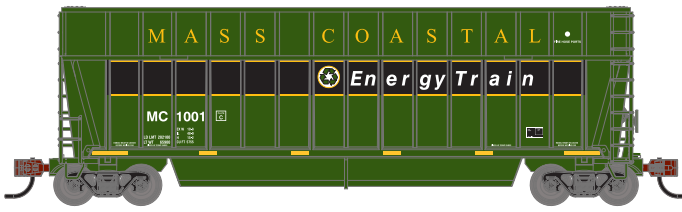


# Berwick Bathtub Gondola

N

with EXTENDED SIDES!

## Massachusetts Coastal

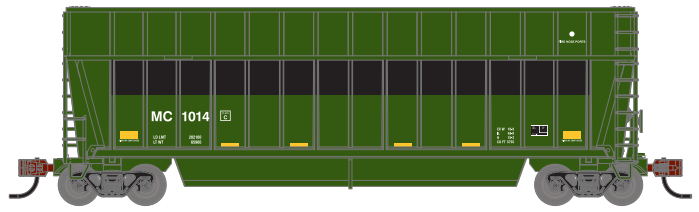


ATH-2820 MC #1001 / 1005 / 1007  
ATH-2821 MC #1004 / 1014 / 1019

(No Load)

Era: 2008+

## Massachusetts Coastal



Art for car 1005 / 1007 / 1014 / 1019

(No Load)

Era: 2008+

## Infinity Transportation




ATH-2822 ITFX #93064 / 93131 / 93150  
ATH-2823 ITFX #93179 / 93192 / 93206

(No Load)

Era: 2013+

## Data Only




ATH-2824 Data Only - 5-Pack

(No Load)

Era: 2008+

with STANDARD SIDES!

## Data Only




ATH-2825 Data Only - 5-Pack

(Load Included)

Era: 2008+

## Procor



ATH-2826 UNPX # 102675 / 102681 / 102685 / 102691 / 102696  
ATH-2827 UNPX # 102701 / 102706 / 102712 / 102716 / 102722

(Load Included)

Era: 2006+

## Sultran



ATH-2828 SULX # 1505 / 1507 / 1525 / 1537 / 1578  
ATH-2829 SULX # 1617 / 1633 / 1638 / 1644 / 1669

(Load Included)

Era: 2007+

## Greenbrier Leasing



ATH-2830 GBRX # 93004 / 93027 / 93050 / 93074 / 93099  
ATH-2831 GBRX # 93120 / 93146 / 93172 / 93197 / 93223

(Load Included)

Era: 2004+

PRIMED FOR GRIME \$169.99 3-PACK | \$184.99 5-PACK  
\$99.99 3-PACK | \$114.99 5-PACK

\*Items listed are subject to cancellation if pre-order minimum production quantities are not met.

Orders Due: 03.28.25

ETA: OCTOBER 2026

Athearn®

VISIT Your Local Retailer  
CLICK Athearn.com  
CALL 1.800.338.4639



## All Road Names

### PROTOTYPE HISTORY:

With the advent of rotary dumpers, the bathtub gondola allowed the railroads to haul more bulk cargo per carload than conventional open top hoppers. The absence of unloading gates and other appliances that affect internal capacity allowed for additional capacity per car. This improved transportation efficiency for these assigned service cars. The term "Bathtub" gondola is due to the internal shape of the car.

As these steel cars were replaced with lighter aluminum gondolas that could carry yet heavier loads, they entered their second life. While a great number continued to haul coal for other railroads that didn't require the newest fleet of coal haulers, the low cost of the used freight cars made them an attractive for other uses. Some were retained for MOW fleets. Others found their way to trash and scrap service. Function over aesthetics rule this industry and these cars received extensions adding half again to the cars volume and reinforcements to hold the car together when haphazardly loaded to haul lighter, but bulkier loads.

### MODEL FEATURES:

- Weighted for trouble-free operation
- Body-mounted McHenry operating knuckle couplers
- Machined metal wheels and RP25 contours operate on all popular brands of track
- Weighted for optimum performance
- Minimum radius: 9 3/4" — Recommended radius: 11"



### PRIMED FOR GRIME MODELS FEATURE

- Duplicated look and feel of "In Service" equipment
- Faded base colors matched to the prototype
- Perfect starting point for adding grime and rust

**PRIMED FOR GRIME \$169.99 3-PACK | \$184.99 5-PACK**  
**\$99.99 3-PACK | \$114.99 5-PACK**

\*Items listed are subject to cancellation if pre-order minimum production quantities are not met.

**Orders Due: 03.28.25**

ETA: OCTOBER 2026

# Athearn®

 **VISIT** Your Local Retailer  
 **CLICK** [Athearn.com](http://Athearn.com)  
 **CALL** 1.800.338.4639