




N 53' GSC Flat Car

Announced 9.29.17
Orders Due: 10.27.17

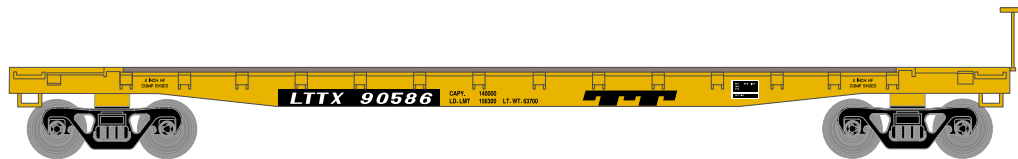
ETA: September 2018

Great Northern



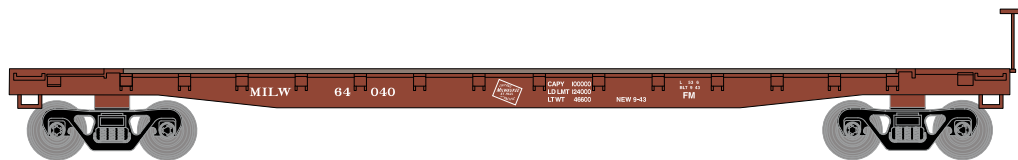
ATH15776	N 53' GSC Flat, GN #65716
ATH15777	N 53' GSC Flat, GN #65721
ATH15778	N 53' GSC Flat, GN #65743

Trailer Train



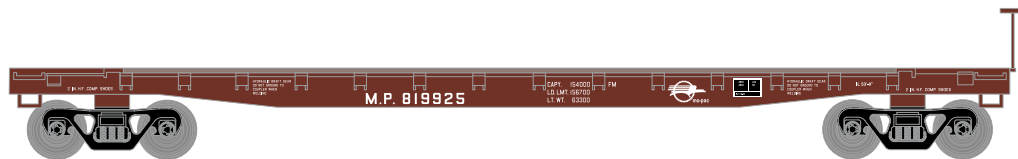
ATH15779	N 53' GSC Flat, TT #90586
ATH15780	N 53' GSC Flat, TT #90590
ATH15781	N 53' GSC Flat, TT #90596

Milwaukee Road



ATH15782	N 53' GSC Flat, MILW #64040
ATH15783	N 53' GSC Flat, MILW #64100
ATH15784	N 53' GSC Flat, MILW #64123

Missouri Pacific



ATH15785	N 53' GSC Flat, MP #819925
ATH15786	N 53' GSC Flat, MP #819954
ATH15787	N 53' GSC Flat, MP #819977

\$21.98SRP



Visit Your Local Retailer | Visit www.athearn.com | Call 1.800.338.4639



N 53' GSC Flat Car

Announced 9.29.17
Orders Due: 10.27.17

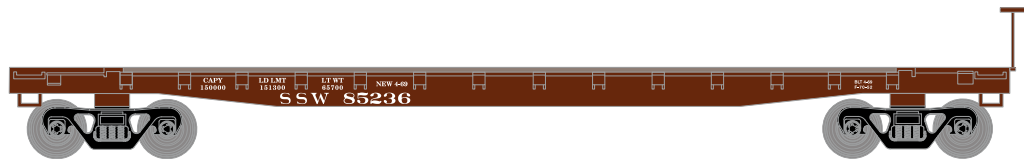
ETA: September 2018

Pisstburgh & Lake Erie



ATH15788	N 53' GSC Flat, P&LE #626
ATH15789	N 53' GSC Flat, P&LE #647
ATH15790	N 53' GSC Flat, P&LE #664

Cotton Belt



ATH15791	N 53' GSC Flat, SSW #85236
ATH15792	N 53' GSC Flat, SSW #85298
ATH15793	N 53' GSC Flat, SSW #85316

All Road Names

MODEL FEATURES:

- Available in many popular paint schemes
- 50-ton Bettendorf or 70-ton Roller Bearing trucks with 33" wheels per prototype
- Fully-assembled and ready to run out of the box
- Highly-detailed, injection-molded body
- Separately applied brake wheel
- Machined metal wheels
- Weighted for trouble free operation
- Screw mounted trucks for accurate tracking
- Body mounted McHenry knuckle couplers installed
- Packed in a jewel case
- Minimum radius: 9 3/4"

\$21.98SRP



Visit Your Local Retailer | Visit www.athearn.com | Call 1.800.338.4639