
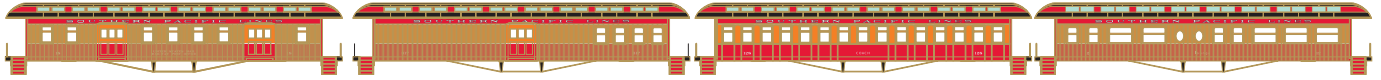


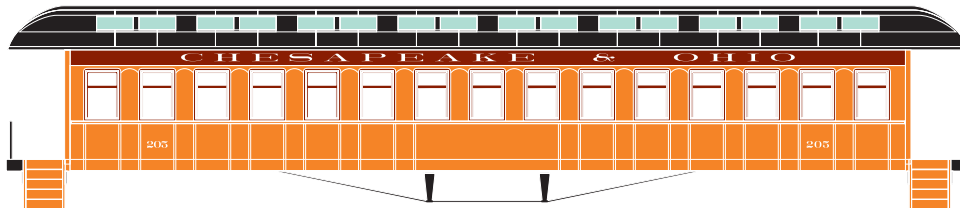


ANNOUNCED: 7-20-10
 ORDERS DUE: 8-20-10
 ETA: NOVEMBER 2010

50' OVERLAND PASSENGER CARS




- 84860 OVERLAND COACH CANADIAN NATIONAL \$24.98
- 84880 OVERLAND 4 PACK CANADIAN NATIONAL \$99.98



- 84861 OVERLAND COACH CHESAPEAKE & OHIO \$24.98
- 84881 OVERLAND 4 PACK CHESAPEAKE & OHIO \$99.98



- 84862 OVERLAND COACH D&RGW \$24.98*
- 84882 OVERLAND 4 PACK D&RGW \$99.98*



- 84863 OVERLAND COACH SOUTHERN PACIFIC DAYLIGHT \$24.98*
- 84883 OVERLAND 4 PACK SOUTHERN PACIFIC DAYLIGHT \$99.98*

ERA: 1880S TO 1940S

- UPGRADED WITH BODY MOUNTED COUPLERS AND 7' COMMONWEALTH TRUCKS
- MACHINED 33" METAL RP25 PROFILE WHEELS
- MCHENRY® SCALE KNUCKLE SPRING COUPLERS
- RAZOR SHARP PAINTING AND PRINTING
- MOLDED PLASTIC UNDERFRAMES WITH SEPARATELY APPLIED BRAKE CYLINDER
- NEW WINDOW AND CLERESTORY GLAZING
- WIRE FORMED TRUSS RODS
- FULLY ASSEMBLED
- WEIGHTED FOR OPTIMUM PERFORMANCE

FOUR PACK CONSISTS OF BAGGAGE/COMBINE, MAIL CAR, COACH AND BUSINESS CAR. COACH HAS DIFFERENT ROAD NUMBER THAN THE SINGLE COACH.

ROUNDHOUSE TRAINS • 2883 EAST SPRING STREET • SUITE 100 • LONG BEACH, CA • 90806
 310-763-7140 • FAX 310-763-7449 • WWW.ROUNDHOUSETRAINS.COM