




# 2-6-0




\_\_\_ 84773 CHESAPEAKE & OHIO #425 \$149.98  
 \_\_\_ 84774 CHESAPEAKE & OHIO #426 \$149.98



\_\_\_ 84775 CANADIAN NATIONAL #412 \$149.98  
 \_\_\_ 84776 CANADIAN NATIONAL #417 \$149.98



\_\_\_ 84777 D&RGW #592 \$149.98\*  
 \_\_\_ 84778 D&RGW #597 \$149.98\*



\_\_\_ 84779 SOUTHERN PACIFIC #1601 \$149.98\*  
 \_\_\_ 84780 SOUTHERN PACIFIC #1603 \$149.98\*

ERA: 1880S TO 1930S

- QUICK PLUG EQUIPPED - DCC AND SOUND READY (DECODER AND SOUND ARE NOT INSTALLED)
- SMOKESTACK, DOME, HEADLIGHT, LEAD TRUCK AND TENDER FUEL TYPE VARIATIONS
- MCHENRY® SCALE KNUCKLE SPRING COUPLERS • FULLY ASSEMBLED
- RAZOR SHARP PAINTING AND PRINTING • UPGRADED MECHANISM AND PARTS

ROUNDHOUSE TRAINS • 2883 EAST SPRING STREET • SUITE 100 • LONG BEACH, CA • 90806  
 310-763-7140 • FAX 562-427-0536 • WWW.ROUNDHOUSETRAINS.COM