

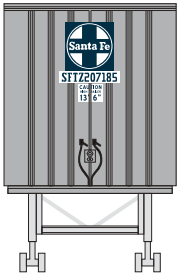


N 40' Exterior Post Trailer

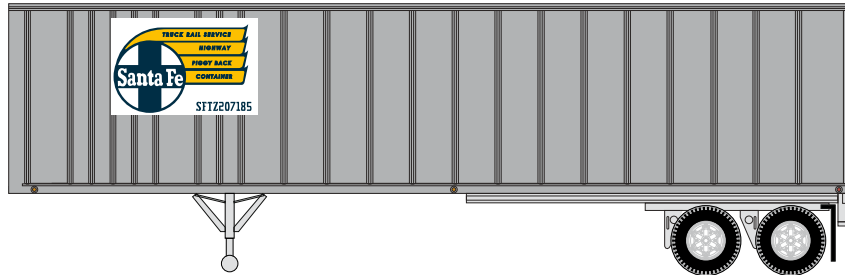
Announced 5.26.17
Orders Due: 6.23.17

ETA: May 2018

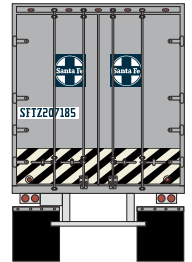
Santa Fe




Era: 1970+



ATH15132 N 40' Exterior Post Trailer, SF #207185
 ATH15133 N 40' Exterior Post Trailer, SF #208011
 ATH15134 N 40' Exterior Post Trailer, SF #208202



Bangor & Aroostook




Era: 1970+



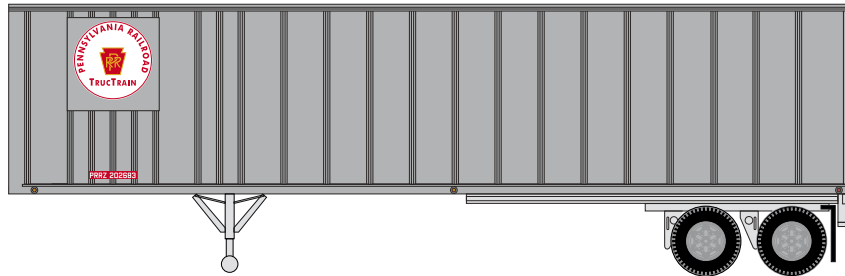
ATH15135 N 40' Exterior Post Trailer, BAR #201005
 ATH15136 N 40' Exterior Post Trailer, BAR #201009
 ATH15137 N 40' Exterior Post Trailer, BAR #201011




Pennsylvania




Era: 1960+



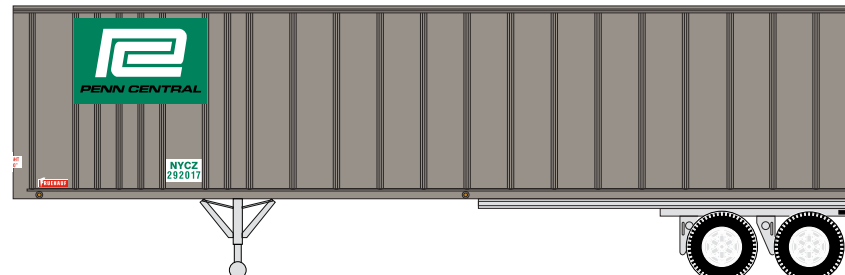
ATH15138 N 40' Exterior Post Trailer, PRR #202683
 ATH15139 N 40' Exterior Post Trailer, PRR #202711
 ATH15140 N 40' Exterior Post Trailer, PRR #202795




Penn Central



Era: 1970+



ATH15141 N 40' Exterior Post Trailer, PC # 292017
 ATH15142 N 40' Exterior Post Trailer, PC #292158
 ATH15143 N 40' Exterior Post Trailer, PC #292313



\$20.98SRP



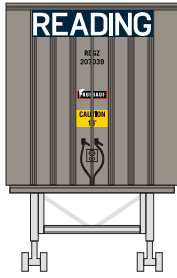


N 40' Exterior Post Trailer

Announced 5.26.17
Orders Due: 6.23.17

ETA: May 2018

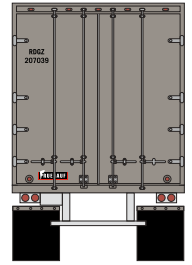
Reading




Era: 1970+



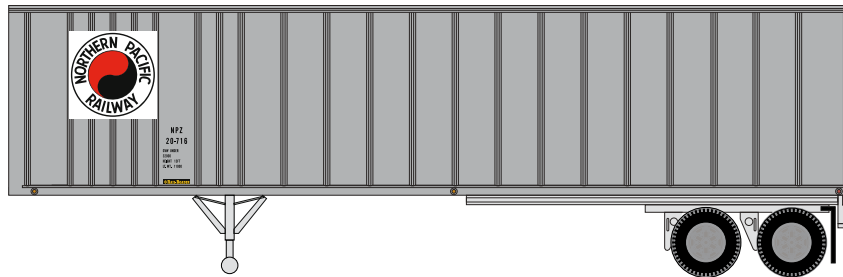
ATH15144 N 40' Exterior Post Trailer, RDG #207039
 ATH15145 N 40' Exterior Post Trailer, RDG #207099
 ATH15146 N 40' Exterior Post Trailer, RDG #207113



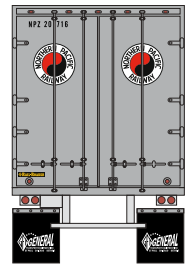
Northern Pacific



Era: 1960+



ATH15147 N 40' Exterior Post Trailer, NP #20-716
 ATH15148 N 40' Exterior Post Trailer, NP #20-745
 ATH15149 N 40' Exterior Post Trailer, NP #20-790



All Road Names

PROTOTYPE AND BACKGROUND INFO:

Trailer On Flat Car (TOFC) has been in service since the 1940s when it was originally developed to load truck trailers onto flat cars to streamline service and minimize transferring cargo from boxcars to trailers. In the early 1980s, after the railroads were deregulated, TOFC service exploded in North America. The railroad's ability to adjust haul rates to be competitive with trucking meant new revenue in areas that the railroads weren't able to successfully compete before.

MODEL FEATURES:

- Factory assembled with many detail parts applied
- Different road numbers per SKU
- Some SKUs feature multiple logos and/or decoration variations

\$20.98SRP



Visit Your Local Retailer | Visit www.athearn.com | Call 1.800.338.4639