


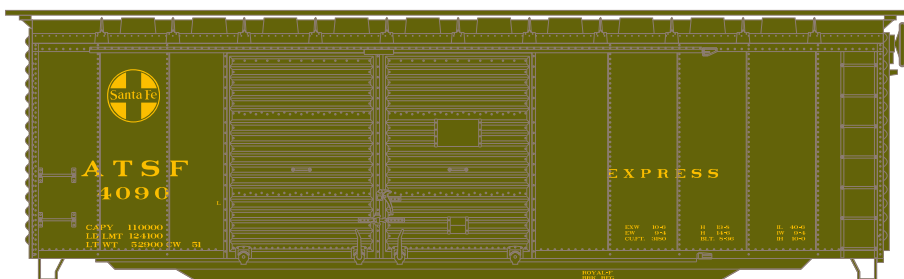



HO 40' Express Box

Announced 4.28.17
Orders Due: 5.26.17

ETA: March 2018




Santa Fe



Era: 1951+

- ATH72614 HO RTR 40' Express Box, SF #4090
- ATH72615 HO RTR 40' Express Box, SF #4092
- ATH72616 HO RTR 40' Express Box, SF #4097


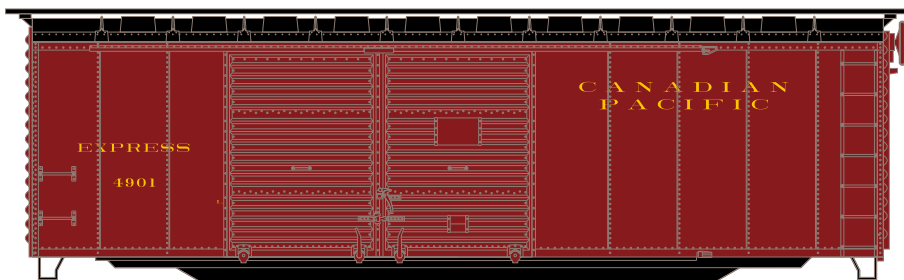

Baltimore & Ohio



Era: 1945+

- ATH72617 HO RTR 40' Express Box, B&O #1606
- ATH72618 HO RTR 40' Express Box, B&O #1608
- ATH72619 HO RTR 40' Express Box, B&O #1609

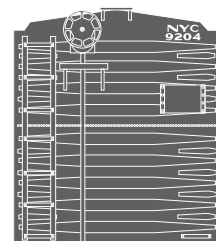
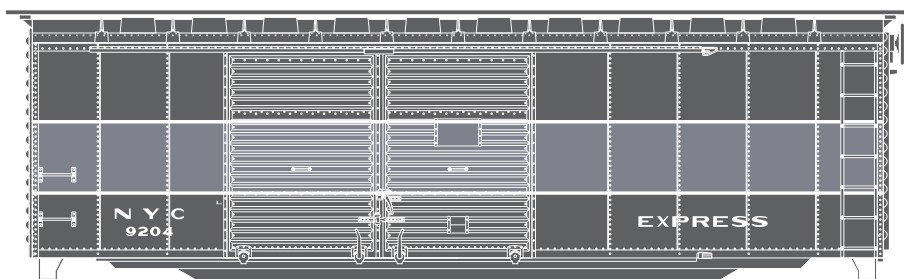
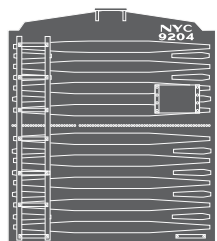
Canadian Pacific



Era: 1945+

- ATH72620 HO RTR 40' Express Box, CPR # 4901
- ATH72621 HO RTR 40' Express Box, CPR #4905
- ATH72622 HO RTR 40' Express Box, CPR #4909

New York Central



Era: 1945+

- ATH72623 HO RTR 40' Express Box, NYC #9204
- ATH72624 HO RTR 40' Express Box, NYC #9208
- ATH72625 HO RTR 40' Express Box, NYC #9211

\$27.98SRP



Visit Your Local Retailer | Visit www.athearn.com | Call 1.800.338.4639

*** Union Pacific Licensed Product**

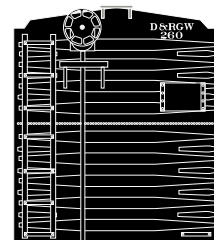
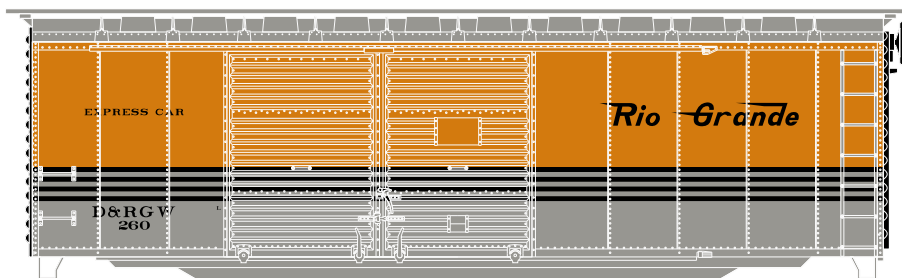
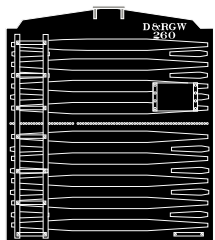


HO 40' Express Box

Announced 4.28.17
Orders Due: 5.26.17

ETA: March 2018

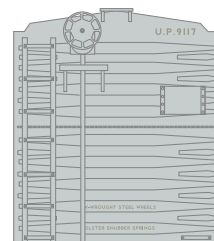
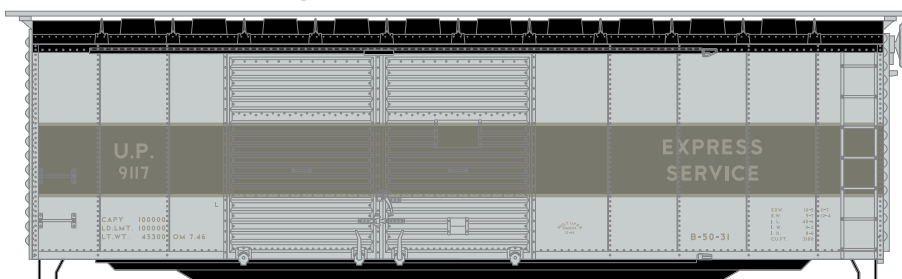
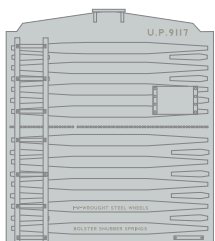
Denver & Rio Grande Western*



Era: 1945+

ATH72626	HO RTR 40' Express Box, D&RGW #260
ATH72627	HO RTR 40' Express Box, D&RGW #263
ATH72628	HO RTR 40' Express Box, D&RGW #267

Union Pacific*



Era: 1946+

ATH72629	HO RTR 40' Express Box, UP #9117
ATH72630	HO RTR 40' Express Box, UP #9186
ATH72631	HO RTR 40' Express Box, UP #9199

All Road Names

PROTOTYPE AND BACKGROUND INFO:

During the heyday of passenger service, mail & express traffic was a viable part of the railroad business. These 40' double door boxcars, equipped with high speed trucks, represent prototype cars assigned to this service. They are decorated to match our concurrent release of 60' arch roof passenger cars.

MODEL FEATURES:

- Double Youngstown doors
- Separately applied roof walk and brake wheel
- Fully-assembled and ready to run out of the box
- Highly-detailed, injection-molded body
- Painted and printed for realistic decoration
- Weighted for trouble free operation
- Passenger trucks with 33" machined metal wheels and RP25 contours operate on all popular brands of track
- Body mounted McHenry operating scale knuckle couplers
- Window packaging for easy viewing plus interior plastic blister safely holds the model for convenient storage
- Replacement parts available
- Minimum radius: 18"

\$27.98SRP



Visit Your Local Retailer | Visit www.athearn.com | Call 1.800.338.4639

* Union Pacific Licensed Product