




N-Scale 50' PS 5277 Boxcar

Announced 02.26.21
Orders Due: 03.26.21
ETA: March 2022

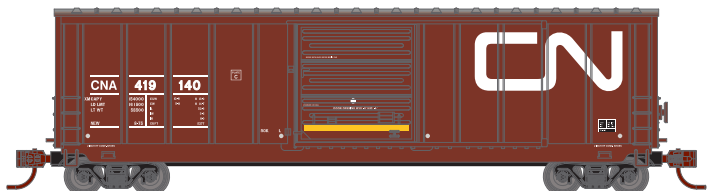
Santa Fe



ATH2332 SF #51396
ATH2333 SF #51560
ATH2334 SF #51581

Era: 1983+

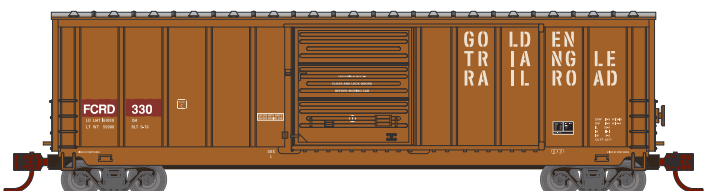
Canadian National



ATH2335 CN #419140
ATH2336 CN #419177
ATH2337 CN #419268

Era: 1975+

First Coast Railroad



ATH2338 FCRD #330
ATH2339 FCRD #338
ATH2340 FCRD #347

Era: Early 2000s+

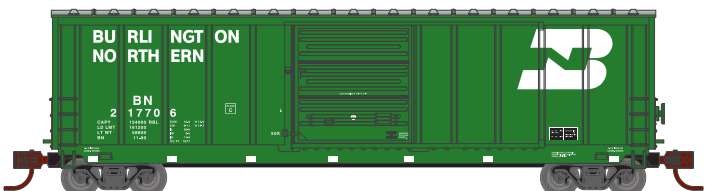
Railbox



ATH2341 RBOX #15017
ATH2342 RBOX #15777
ATH2343 RBOX #16239

Era: 1980s+

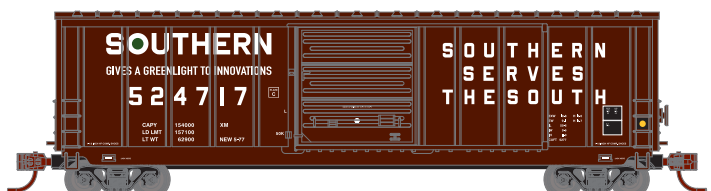
Burlington Northern



ATH2344 BN #217706
ATH2345 BN #217725
ATH2346 BN #217735

Era: 1990s+

Southern Railway



ATH2347 SOU #524717
ATH2348 SOU #524748
ATH2349 SOU #524781

Era: 1977+

MODEL FEATURES:

- Fully-assembled and ready-to-run out of the box
- Jewel box protects model for storage or display
- Razor sharp painting and printing
- Screw mounted trucks for accurate tracking
- Body mounted McHenry operating scale knuckle couplers
- Operates on Code 55 and 80 rail
- Minimum radius: 9 3/4"



Building on a rich tradition started in 1946, the Athearn® brand is home to the hobby's best-loved models. Athearn has brought the joy of model railroading to you for 75 years, starting from our classic 'Blue-Box' kits to our most recent Genesis® 2.0 line. With accurate detailing and painting, Athearn is the brand that any hobbyist is proud to own and operate. No matter your era or favorite railroad, Athearn truly is "Trains in Miniature."



\$29.99 INDIVIDUAL

PRIMED FOR GRIME - \$34.99 INDIVIDUAL

ATHEARN



VISIT
CLICK
CALL

Your Local Retailer
Athearn.com
1.800.338.4639