

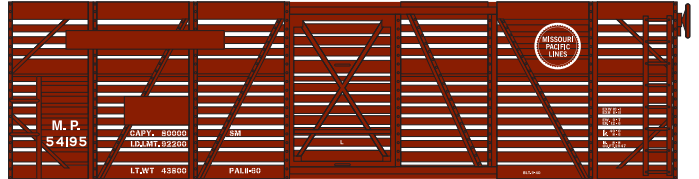


Announced: 7-15-08
Orders Due: 8-15-08
 ETA: January 2009

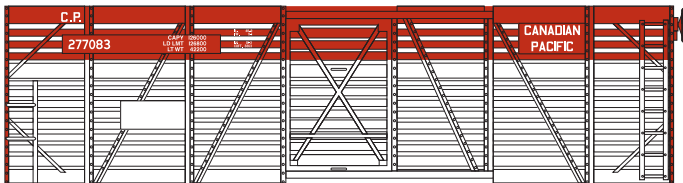
40' Stock Car



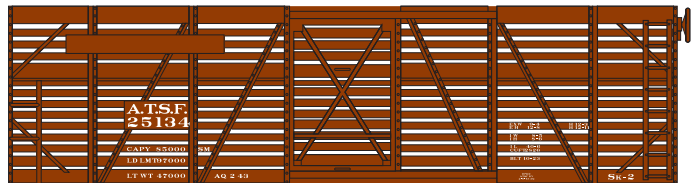
___ 73231 CSStPM&O/CMO #1 \$16.98
 ___ 73232 CSStPM&O/CMO #2 \$16.98



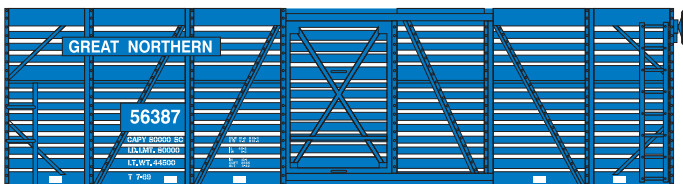
___ 73237 Missouri Pacific #1 \$16.98*
 ___ 73238 Missouri Pacific #2 \$16.98*




___ 73233 Canadian Pacific #1 \$16.98
 ___ 73234 Canadian Pacific #2 \$16.98



___ 73239 Santa Fe #1 \$16.98
 ___ 73240 Santa Fe #2 \$16.98



___ 73235 Great Northern (Big Sky Blue) #1 \$16.98
 ___ 73236 Great Northern (Big Sky Blue) #2 \$16.98



___ 73241 Texas & Pacific #1 \$16.98*
 ___ 73242 Texas & Pacific #2 \$16.98*

Era – 1940s through 1960s (Steam to diesel transition era)

- Metal RP 25 profile wheel sets
- Weighted for optimum performance
- McHenry® scale knuckle spring couplers
- Weighted for optimal operation

Athearn Trains • 1550 Glenn Curtiss Street • Carson, CA • 90746
 310-763-7140 • fax 310-763-7449 • www.athearn.com